

BOOM-FIXED (01) Linear Fixtures - Suspended



Pictured with anodized satin decor panel and flat blue end caps

- Impactful fixture profile available in 4', 6', 8' and 12' lengths
- Direct/indirect fixture provides primary illumination
- Decorative panels and end caps match any interior
- Highly efficient static white light engines installed for optimal light output
- Variety of uplight optics allow for flexibility in design

BOOM-FIXED ORDERING PROCESS For expanded options, see additional BOOM documentation on q-tran.com

- 1 Specify assembled fixture details
- 2 Specify downlight
- 3 Specify uplight
- 4 Specify suspension kit

1 ASSEMBLED FIXTURE DETAILS - Part Number Builder

Product	Assembled Fixture	Control	Extrusion Finish	Decor Panel	End Caps	End Cap Finish	Dust Cover	Power Feed	Nominal Length (in)*
BOOM01	SN	2C					CL	MATCH	
	SN - Single	2C - 2 Circuit	Anodized Aluminum ST - Satin BK - Black Powder Coated Aluminum WH - Matte White	Anodized Aluminum ST - Satin BK - Black Powder Coated Aluminum WH - Matte White N/A - No Decor Panel Selected	FT - Flat CH - Chamfer AG - Angle	Molded Plastic GY - Grey BK - Black WH - Matte White RD - Red BL - Blue YL - Yellow	CL	Matched to Extrusion Finish	48" 72" 96" 144"

*Bare wire connection only.
Length based on distance between suspension points. End cap choices impact overall length.
****See pages 4-5 for suspension kit options.**

2 DOWNLIGHT - Part Number Builder

Product	Light Engine	Watts/Ft	CCT/Color	Lens Down Internal	Lens Down External
BOOM01-DOWN	SW			N/A	DF
	SW - Static White	1.5HE 3.0HE 6.0HE 9.0HE	27 30 35 40	For expanded options, see additional BOOM documentation on q-tran.com	112.6°

3 UPLIGHT - Part Number Builder

Product	Light Engine	Watts/Ft	CCT/Color	Lens Up
BOOM01-UP	SW			
	SW - Static White	1.5HE 3.0HE 6.0HE 9.0HE	27 30 35 40	145D 170D 143.1° 167.8° 145D 170D

See q-tran.com Linear LED Strips for photometric data on all LED Light engines


- 5 year warranty
- Field modifications void warranty
- Data subject to change, all data has +/- 5% tolerance
- Compatible for use with Q-Tran power supplies
- Remote power supplies required

BOOM-FIXED (01) Linear Fixtures - Suspended



Assembled Fixture

SN - SINGLE



Control

2 CIRCUIT Uplight and downlight controlled separately

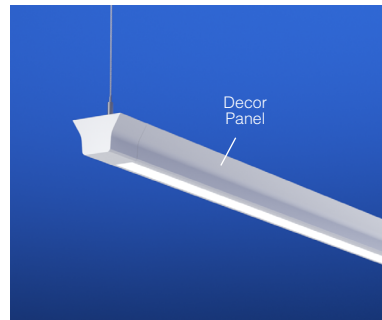
Extrusion Finishes

Finish when Decor Panel is not selected

Anodized Aluminum		Powder Coated Aluminum
ST	BK	WH
Satin	Black	Matte White

Decor Panel Finishes

Anodized Aluminum		Powder Coated Aluminum
ST	BK	WH
Satin	Black	Matte White



Painted End Cap Finishes

GY	BK	WH	RD	BL	YL
Grey	Black	Matte White	Red	Blue	Yellow

End Cap Profiles

Injection Molded Plastic

FT

Flat

CH

Chamfer

AG

Angle

Lens Down

with representational no diode visibility

DF

Diffused

Lens Up

with representational diode visibility

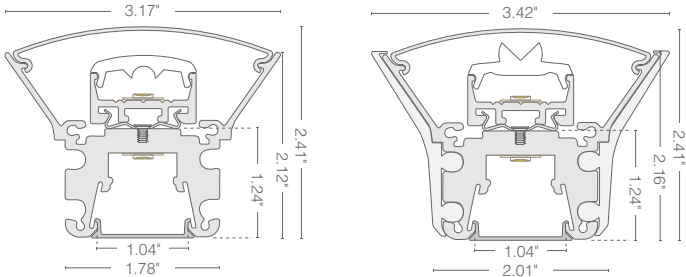
145D	170D
Optical 145°	Optical 170°

BOOM-FIXED (01) Linear Fixtures - Suspended



Dimensions

Fixture Cross-Section



Fixture profile with 145D Lens Up, Dust Cover, DF Lens Down, without Decor Panel

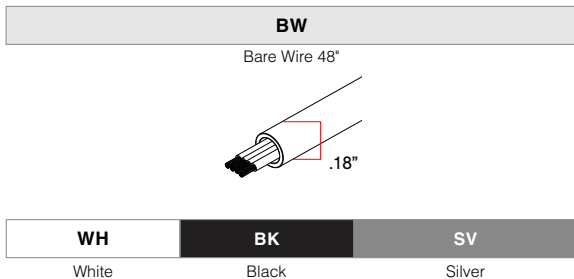
Fixture profile with 170D Lens Up, Dust Cover, DF Lens Down, with Decor Panel

Technical Information Delivered lumens See photometric files for complete details.

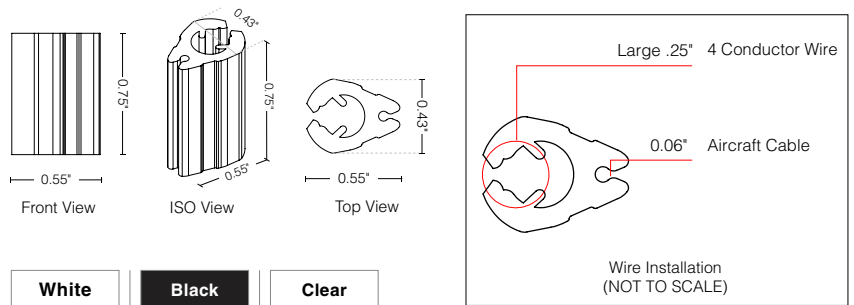
Static White High Efficacy
[Calculated L70 = 70000 hrs]
Tested with BOOM01-**-SW-**-30-**

DOWNLIGHT								
DF	1.5HE W/FT		3.0HE W/FT		6.0HE W/FT		9.0HE W/FT	
	LM/FT	CRI	LM/FT	CRI	LM/FT	CRI	LM/FT	CRI
120	120	98	219	98	439	98	565	98
UPLIGHT								
145D	1.5HE W/FT		3.0HE W/FT		6.0HE W/FT		9.0HE W/FT	
	LM/FT	CRI	LM/FT	CRI	LM/FT	CRI	LM/FT	CRI
170D	156	98	298	98	573	98	824	98
	158	98	298	98	595	98	831	98

Power Feed



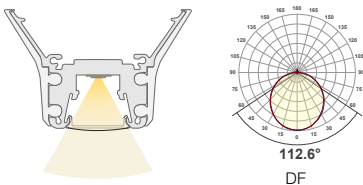
Cable Stay Clip 2 per electrical drop. Additional clips available upon request.



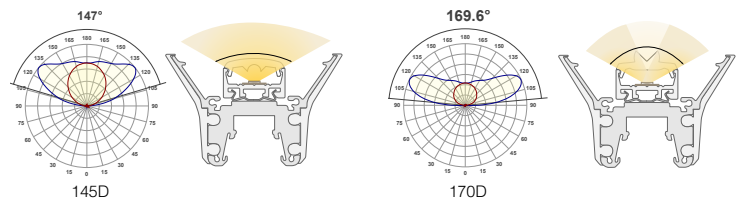
Color matches the color of power feed chosen
(Clear Cable Stay Clip provided with Silver power feed)

Photometric Performance NOTE: Nominal beam spread shown, beam spread varies based on light engine. For more detailed information, see IES PDF file.

Lens Down Tested with SW-HE24/6.0 3000K LED



Lens Up Tested with SW-HE24/6.0 3000K LED

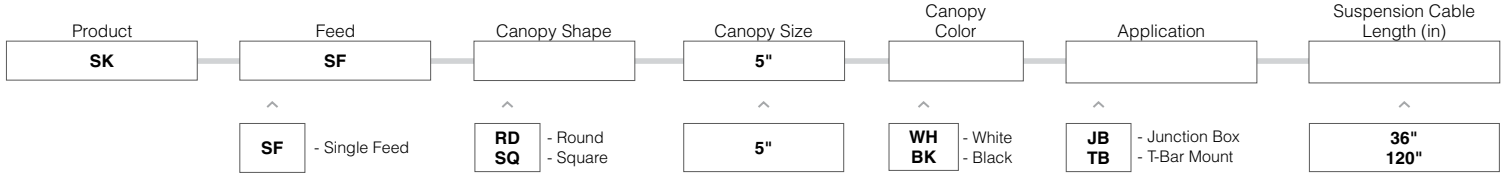


BOOM-FIXED (01) Linear Fixtures - Suspended

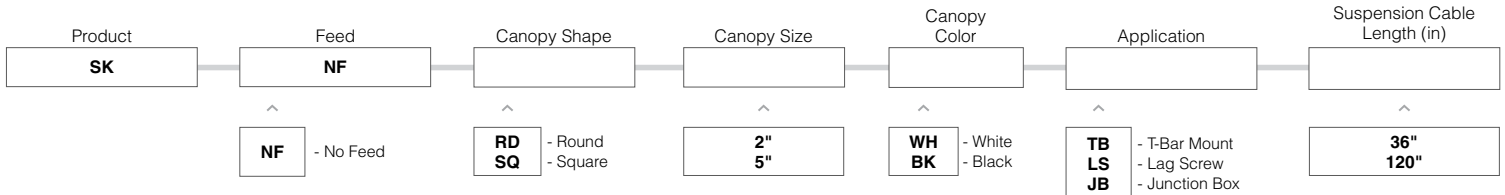


4 SUSPENSION KITS - Part Number Builder

POWER FEED SUSPENSION KIT



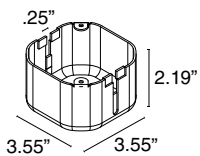
NON-FEED SUSPENSION KIT



- If no suspension length provided, 36" is standard
- Suspension cable maximum length: 120"
- Suspension cable is field cuttable
- Lag Screw is for mounting into drywall, wood, or other types of finished ceilings for non-feed mounting only

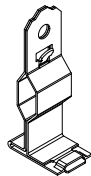
Suspension Kit Contents

- 1/16" Steel suspension cable – 36" standard
- Selected canopy
- Cable Gripper
- Cable Coupler



T-BAR JBOX

Included with T-Bar feed kits



T-BAR CLIP

Included with T-Bar non-feed kits



LAG SCREW

Included with Lag Screw non-feed kits

JBOX

- Bracket to mount to junction box (junction box not included)
- Wire strain relief
- Ties for securing electrical cable to suspension cable
- 4x4" junction box required but provided by others

T-BAR – feed

- Includes junction box specifically designed for T-BAR applications
- Bracket to mount to junction box
- Wire strain relief
- Ties for securing electrical wire to suspension cable

T-BAR – non-feed

- Bracket to mount to T-BAR (no junction box)

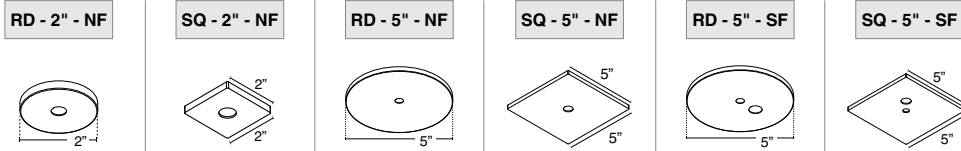
LAG SCREW – non-feed only

- Double ended screw, with a wood thread side and machine thread side
- One piece cable coupler

BOOM-FIXED (01) Linear Fixtures - Suspended



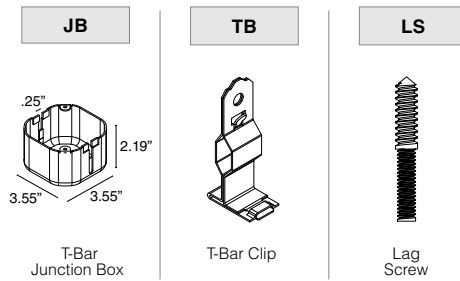
Canopy Options



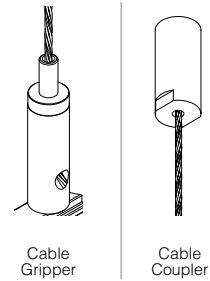
Canopy Finish



Application




Kit Hardware



Order Examples

48"




1. BOOM01-SN-2C-ST-ST-FT-BL-CL-MATCH-48"
2. BOOM01-DOWN-SW-6.0HE-30-NA-DF
3. BOOM01-UP-SW-6.0HE-30-170D
4. SK-SF-RD-5"-WH-TB-36", SK-NF-RD-5"-WH-TB-36"

BOOM ORDERING PROCESS

- 1 Specify assembled fixture details
- 2 Specify downlight
- 3 Specify uplight
- 4 Specify suspension kit(s)

72"




1. BOOM01-SN-2C-ST-ST-FT-BL-CL-MATCH-72"
2. BOOM01-DOWN-SW-6.0HE-30-NA-DF
3. BOOM01-UP-SW-6.0HE-30-170D
4. SK-SF-RD-5"-WH-TB-36", SK-NF-RD-5"-WH-TB-36"

BOOM-FIXED (01) Linear Fixtures - Suspended



Order Examples

96"

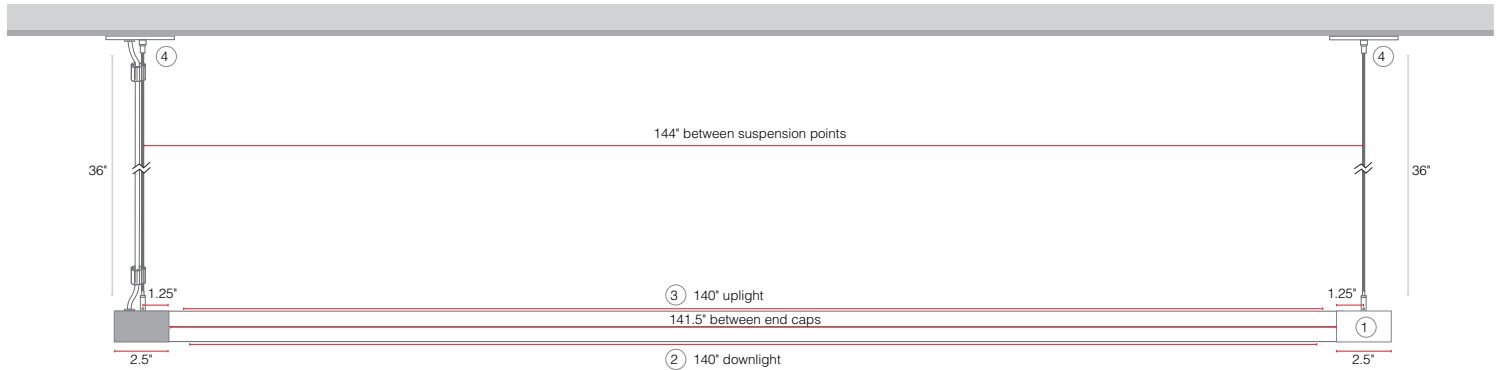


1. BOOM01-SN-2C-ST-ST-FT-BL-CL-MATCH-96"
2. BOOM01-DOWN-SW-6.0HE-30-NA-DF
3. BOOM01-UP-SW-6.0HE-30-170D
4. SK-SF-RD-5"-WH-TB-36", SK-NF-RD-5"-WH-TB-36"

BOOM ORDERING PROCESS

- 1 Specify assembled fixture details
- 2 Specify downlight
- 3 Specify uplight
- 4 Specify suspension kit(s)

144"



1. BOOM01-SN-2C-ST-ST-FT-BL-CL-MATCH-144"
2. BOOM01-DOWN-SW-6.0HE-30-NA-DF
3. BOOM01-UP-SW-6.0HE-30-170D
4. SK-SF-RD-5"-WH-TB-36", SK-NF-RD-5"-WH-TB-36"