

# KURV-BK-DW

## Q-CAP Flexible Fixtures



Designed to be discreet. Bring dark surfaces to light with a flexible light source that blends in.

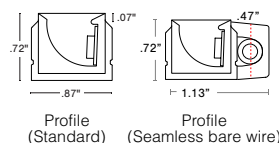
- The fully encapsulated black exterior provides optimal concealability for façade, ceiling, and outdoor applications
- Features a disguised appearance with the same superior results as the standard KURV
- A 10" side bend radius allows for even greater continuous lines of light perfect for illuminating dark contours and curves
- Features a parabolic curve, which distributes asymmetrical light with an internal reflector
- Perfect for interior and exterior applications
- Compatible with precision-engineered black plastic clips and mounting channels
- Encapsulation is available in a clear or translucent polyurethane
- Optional seamless connections eliminate light gap

### Output [Calculated L70 = 40000 hours]

Tested for KURV-BK-DW-PL-DRY

CCT	ENC/CL		ENC/TL		Circuit Wattage
	LM	CRI	LM	CRI	
2400K	174	92	170	92	2.93
3000K	183	96	180	96	2.93

### Dimensions



### Wiring Detail



Available in 2" increments from 12"-188"

### Part Number Builder

Product	Mounting	Rated	CCT	Output	Lens	Type	Connector/ Wire in	Connector/ Wire out	End Caps (No feed)	Length (in)
KURV-BK-DW			24/30	HO						
Voltage: 24 VDC Wattage: 3.0W/ft (per channel) 6.0W/ft (total load)	PL PPS-2 PPS-96 PPS-FT	DRY (IP20)  WET (IP67)	24/30	HO (6.0W)	ENC/CL ENC/TL	S1 S2 S3 S4 S5 S6  P1 P2 P3 P4 P5 P6	BW CON6 CON24	N/A  BW CON6 CON24	CL BK  N/A	12"-188" Consult factory for lengths under 12".

ENCAPSULATED PRODUCTS ARE NOT FIELD CUTTABLE

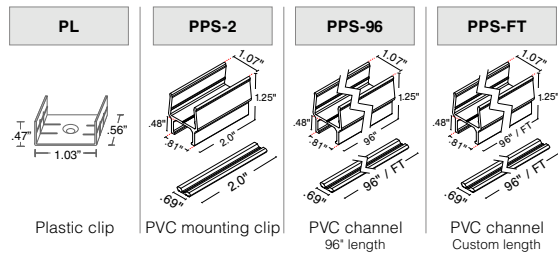
- **BW** comes in standard 24"- request custom length (Max 120") by writing it in inches next to "BW" in the order code box (ex. BW48)
- **Connector/Wire In or Out** not needed to specify product. Standard configuration is type S1, Connector/Wire In: BW & Connector/Wire Out: N/A with black end caps (BK)
- **PPS** mounting clip recommended for seamless applications

### Flexibility



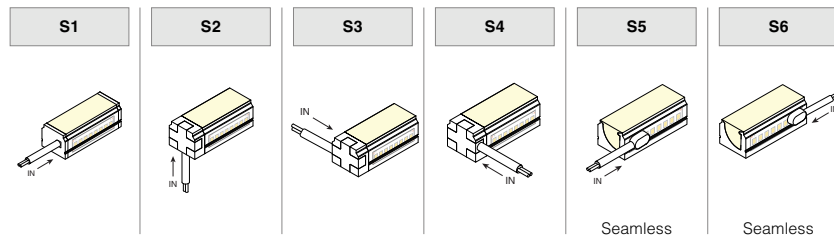
- 5 year warranty
- Field modifications are not covered under Q-Tran warranty
- Side Bend
- IK10 impact rated
- Data subject to change, all data has +/- 5% tolerance
- **PPS-FT** is to be cut at Q-Tran to requested length
- Ambient or mounting surface must not be lower than -4°F or higher than 115°F

**Mounting** NOTE: 2 plastic clips provided per first 12", 1 for each additional 12". Other mounting styles incur additional charge, see price guide for details.

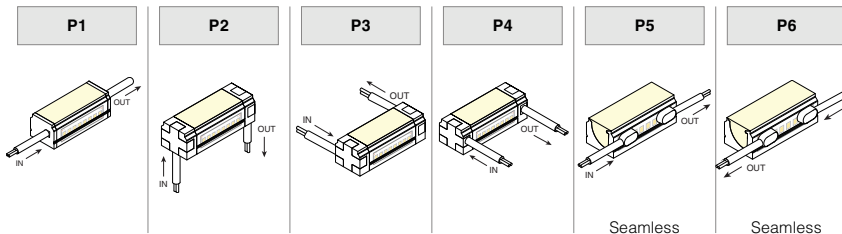


### Type

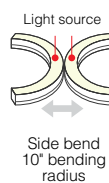
SINGLE (Input only)



PASS THROUGH (Input/Output)



### Bend Radius

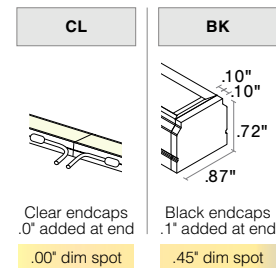


### Seamless

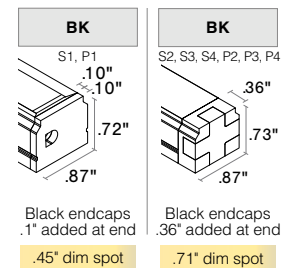
Shown with bare wire, connectors vary



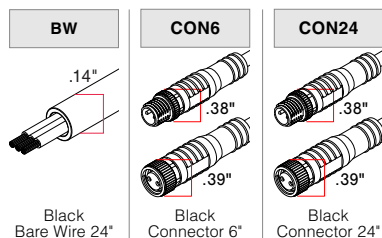
### End Caps (No Feed)




### End Caps (With Feed)



### Connector/Wire – In/Out



### Lens with LED visibility



### Compatible Power Supplies

See website for additional power supply options

