

KURV-BK-SW-HE

Q-CAP Flexible Fixtures



Designed to be discreet. Bring dark surfaces to light with a flexible light source that blends in.

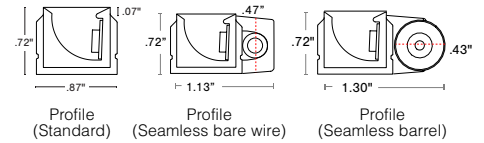
- The fully encapsulated black exterior provides optimal concealability for façade, ceiling, and outdoor applications
- Features a disguised appearance with the same superior results as the standard KURV
- A 10" side bend radius allows for even greater continuous lines of light perfect for illuminating dark contours and curves
- Features a parabolic curve, which distributes asymmetrical light with an internal reflector
- Perfect for interior and exterior applications
- Compatible with precision-engineered black plastic clips and mounting channels
- Encapsulation is available in a clear or translucent polyurethane
- Optional seamless connections eliminate light gap

Output [Calculated L70 = 35000 hours]

Tested for KURV-BK-SW-HE-PL-DRY

CCT	SO Standard Output 1.5 W/ft				HO High Output 3.0 W/ft				VHO Very High Output 6.0 W/ft			
	ENC/CL		ENC/TL		ENC/CL		ENC/TL		ENC/CL		ENC/TL	
	LM	CRI	LM	CRI	LM	CRI	LM	CRI	LM	CRI	LM	CRI
2400K	132	93	132	92	269	94	267	93	460	93	455	92
2700K	150	95	143	95	276	96	259	94	483	96	459	97
3000K	146	97	158	95	302	97	286	96	513	97	500	96
3500K	156	98	141	98	289	98	289	98	545	98	476	97
4000K	146	97	126	97	295	97	255	97	513	97	441	97

Dimensions



Wiring Detail




Available in 2" increments from 12"-188"

Part Number Builder

Product	Mounting	Rated	CCT	Output	Lens	Type	Connector/ Wire in	Connector/ Wire out	End Caps (No feed)	Length (in)
KURV-BK-SW-HE										
Voltage: 24 VDC Wattage: see table	PL PPS-2 PPS-96 PPS-FT	DRY (IP20) WET (IP67)	24 - 2400K 30 - 2700K 35 - 3000K 40 - 3500K 40 - 4000K	SO (1.5W) HO (3.0W) VHO (6.0W)	ENC/CL ENC/TL	Single (Closed exit) S1 S2 S3 S4 S5 S6 Pass through P1 P2 P3 P4 P5 P6	BW BRL CON6 CON24	N/A	CL BK	12"-188" Consult factory for lengths under 12".
ENCAPSULATED PRODUCTS ARE NOT FIELD CUTTABLE										

- BW comes in standard 24"- request custom length (Max 120") by writing it in inches next to "BW" in the order code box (ex. BW48)
- Connector/Wire In or Out not needed to specify product. Standard configuration is type S1, Connector/Wire In: BW & Connector/Wire Out: N/A with black end caps (BK)
- PPS mounting clip recommended for seamless applications

Flexibility



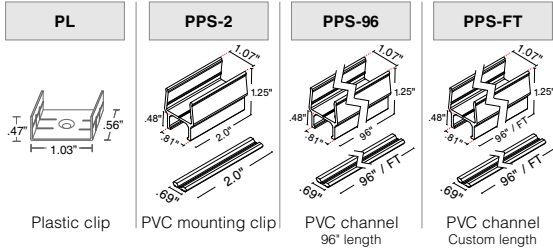
- 5 year warranty
- Field modifications are not covered under Q-Tran warranty
- Side Bend
- IK10 impact rated
- Data subject to change, all data has +/- 5% tolerance
- PPS-FT is to be cut at Q-Tran to requested length
- Ambient or mounting surface must not be lower than -4°F or higher than: SO - 125°F; HO - 115°F; VHO - 108°F

KURV-BK-SW-HE

Q-CAP Flexible Fixtures

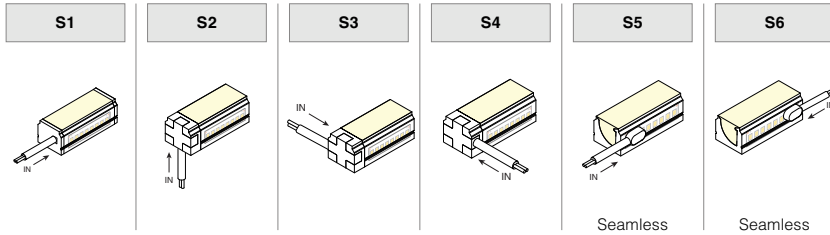


Mounting NOTE: 2 plastic clips provided per first 12", 1 for each additional 12". Other mounting styles incur additional charge, see price guide for details.

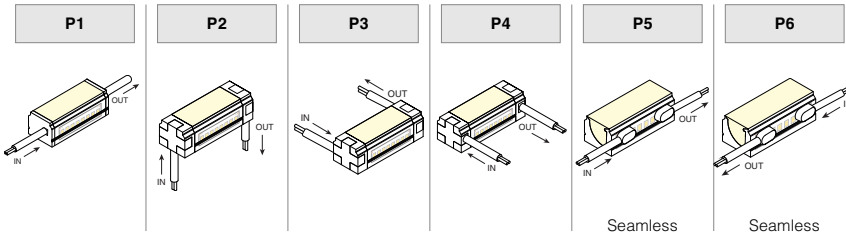


Type

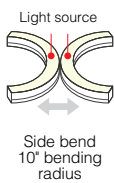
SINGLE (Input only)



PASS THROUGH (Input/Output)

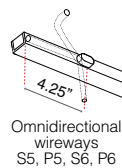


Bend Radius

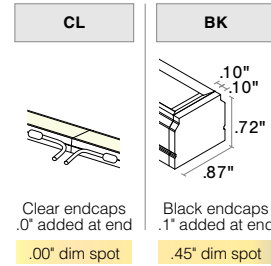


Seamless

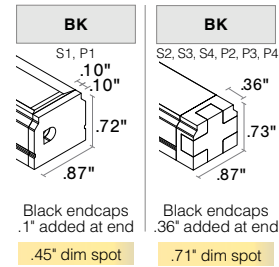
Shown with bare wire, connectors vary



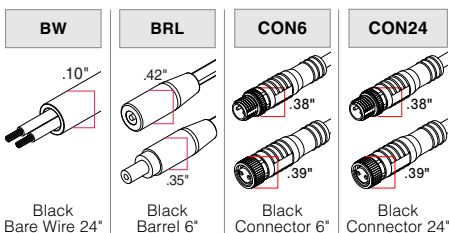
End Caps (No Feed)




End Caps (With Feed)



Connector/Wire – In/Out



Lens with LED visibility



Compatible Power Supplies

See website for additional power supply options

