



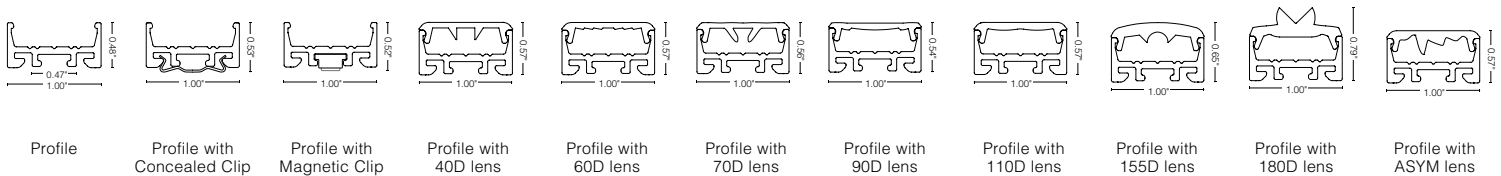
OPTI offers precision beam control with a range of optics.

- Choose from eight lens options: 40°, 60°, 70°, 90°, 110°, 155°, 180°, and Asymmetric
- High-quality aluminum housings are available in satin, black, and white.
- Available in Static White, Static White High-Efficacy, Static White High Efficacy Plus, Dynamic White, Dynamic White High-Efficacy, Warm Dim, Static Color, RGB, and RGBW
- Ideal for surface-mounted or recessed installations
- Integrated metal endcaps combined with an extruded aluminum housing give this fixture a polished modern look

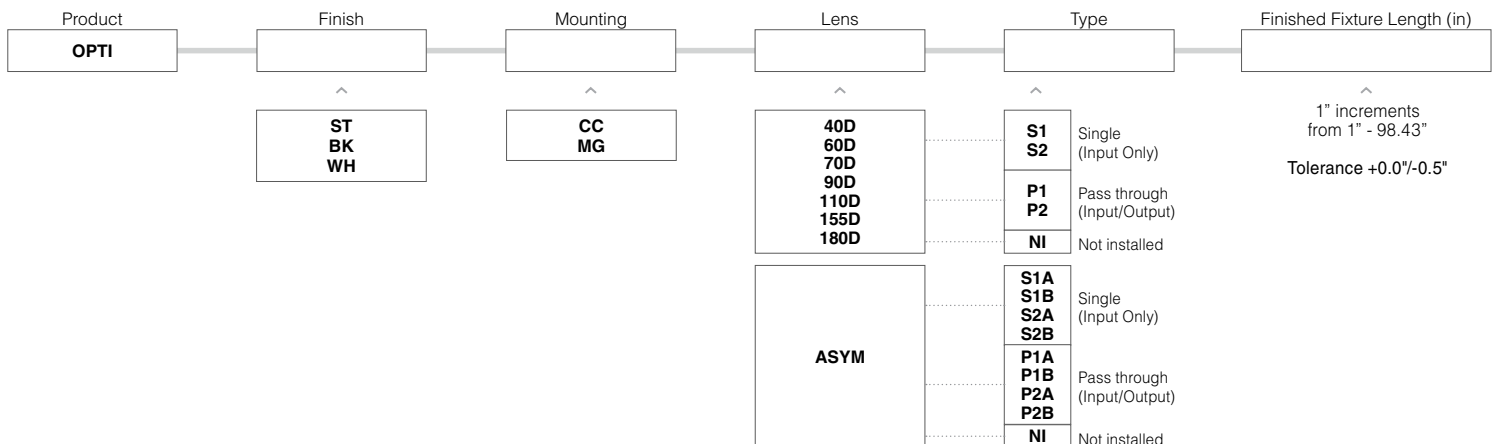
Finish



Dimensions



Part Number Builder

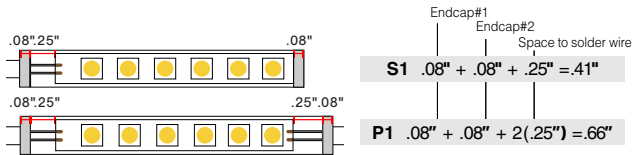


- Field modifications must comply with Q-Tran's installation methods otherwise warranty is null & void
- UL Listed when assembled with STRIP LEDs at Q-Tran
- Suitable for installation in the storage area of a clothes closet when assembled as a fixture at Q-Tran facility (Not applicable for LED strips exceeding 4W/ft)

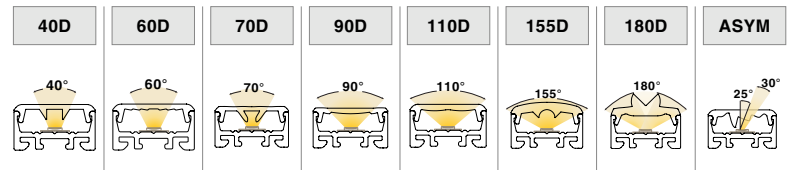
Compatible Strips

	STATIC WHITE (SW)	STATIC WHITE INDIVIDUALLY ADDRESSABLE (SW-IA)	STATIC WHITE STOCKING DISTRIBUTOR (SD-SW)	STATIC WHITE HIGH EFFICACY (SW-HE)	STATIC WHITE HIGH EFFICACY PLUS (SW-HE+)	DYNAMIC WHITE (DW)	DYNAMIC WHITE HIGH EFFICACY (DW-HE)	STATIC COLOR (SC)	WARM DIM (WD)	RGB	RGBW	RGBW HIGH EFFICACY (RGBW-HE)
	1.5W/ft 3.0W/ft 4.0W/ft 5.0W/ft 6.0W/ft	5.0W/ft	2.0W/ft 4.0W/ft 6.0W/ft	1.5W/ft 3.0W/ft 6.0W/ft 9.0W/ft	3.0W/ft 6.0W/ft	6.0W/ft	3.0W/ft 5.0W/ft 8.0W/ft	5.0W/ft	6.0W/ft	6.0W/ft	6.0W/ft	4.0W/ft 8.0W/ft
DRY	✓		✓	✓	✓	✓	✓	✓	✓	✓	✓	
DMP												
ENC												
WET												

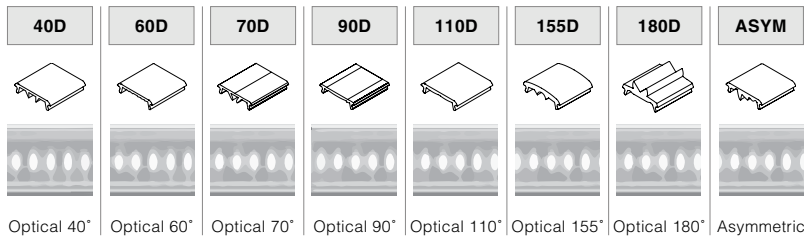
Length (in) Add to nominal LED length for fixture length



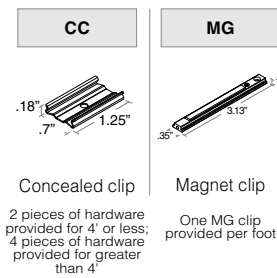
Beam Angle



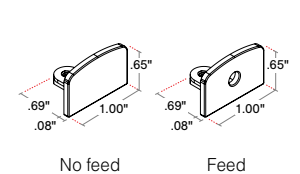
Lens with LED visibility, PMMA



Mounting

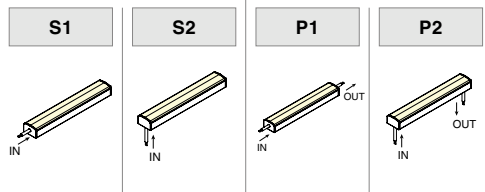


End Caps



Type

SINGLE (Input only)



ASYMMETRIC ONLY

SINGLE (Input only)

