

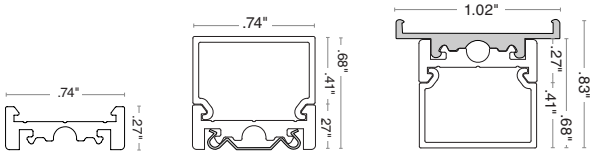
The TRE3 LED extrusion is an impressive solution for grid ceiling applications and surface mount applications because of its unique three-sided lens. This offers an extrusion virtually invisible by light. TRE3 has two engineered mounting clips; a surface mount hidden stainless steel clip and a ceiling mount plastic T-Bar clip.

Offered in a satin finish and with a diffused lens, for LED free direct view applications and available in lengths up to 98.43".

Finish

SATIN

Dimensions



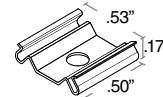
Profile with flat lens

Profile with hidden stainless steel mounting clip

Profile with plastic T-Bar mounting clip

Mounting

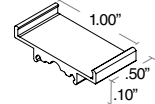
HSS



Hidden stainless steel clip

2 clips provided for 4' or less; 4 clips provided for greater than 4'

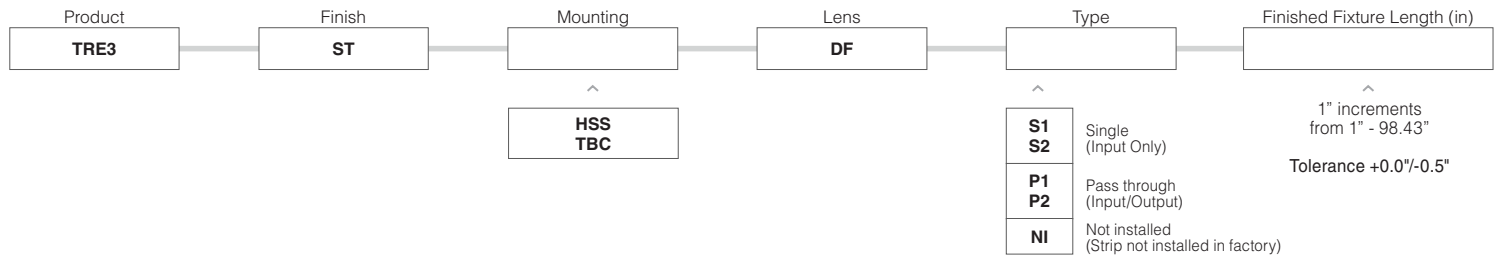
TBC



Plastic T-Bar clip

Standard 1"(15/16) grid clips
2 clips provided per first 12",
1 clip provided per additional foot

Part Number Builder



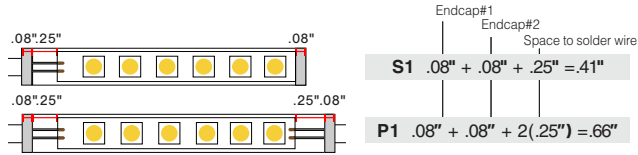
- Field modifications must comply with Q-Tran's installation methods otherwise warranty is null & void
- UL Listed when assembled with STRIP LEDs at Q-Tran
- Ceiling grid mount
- Three-sided lens



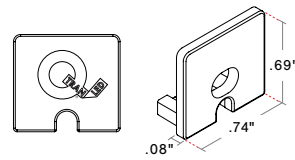
Compatible Strips

	STATIC WHITE (SW)	STATIC WHITE INDIVIDUALLY ADDRESSABLE (SW-IA)	STATIC WHITE STOCKING DISTRIBUTOR (SD-SW)	STATIC WHITE HIGH EFFICACY (SW-HE)	STATIC WHITE HIGH EFFICACY PLUS (SW-HE+)	DYNAMIC WHITE (DW)	DYNAMIC WHITE HIGH EFFICACY (DW-HE)	STATIC COLOR (SC)	WARM DIM (WD)	RGB	RGBW	RGBW HIGH EFFICACY (RGBW-HE)
	1.5W/ft 3.0W/ft 4.0W/ft 5.0W/ft 6.0W/ft	5.0W/ft	2.0W/ft 4.0W/ft 6.0W/ft	1.5W/ft 3.0W/ft 6.0W/ft 9.0W/ft	3.0W/ft 6.0W/ft	6.0W/ft	3.0W/ft 5.0W/ft 8.0W/ft	5.0W/ft	6.0W/ft	6.0W/ft	6.0W/ft	4.0W/ft 8.0W/ft
DRY	✓	✓	✓	✓ <small>Not compatible with 9.0</small>	✓	✓	✓ <small>Not compatible with 8.0</small>	✓	✓	✓	✓	✓ <small>Not compatible with 8.0</small>
DMP	✓ <small>Not compatible with 6.0</small>			✓ <small>Not compatible with 9.0</small>		✓	✓ <small>Not compatible with 8.0</small>	✓		✓	✓	✓ <small>Not compatible with 8.0</small>
ENC												
WET	✓ <small>Not compatible with 6.0</small>		✓ <small>Not compatible with 6.0</small>					✓				

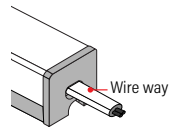
Length (in) Add to nominal LED length for fixture length



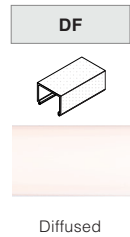
End Caps



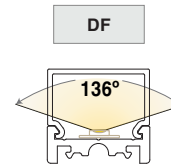
Wire Way



Lens with LED visibility



Cut Off



Type

SINGLE (Input only)

PASS THROUGH (Input/Output)

