

WALA-DW Q-CAP Flexible Fixtures - MICRO 5 SERIES

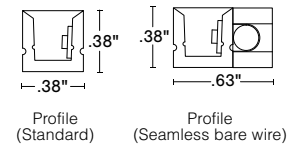


WALA-DW is a fully encapsulated flexible linear LED fixture suitable for use in a variety of applications. Because of its dry and wet rating, it is perfect for not only indoor use but also as outdoor accent lighting where the fixture is visible. WALA-DW encapsulates our 24-volt dynamic white LED strips in polyurethane. Offered in standard output (2.0W/ft per channel). WALA-DW has a unique side bend with a 6" bending radius and it is compatible with three different mounting hardware options to ensure our product fits any design need. Available in a seamless option, where wires are hidden so they do not obstruct the look of the design. Utilize clear endcaps for continuous runs with no light loss.

Output [Calculated L70 = 40000 hours] Tested for WALA-DW-WSC-DRY

CCT	SO Standard Output				Circuit Wattage
	ENC/CL		ENC/TL		
	LM	CRI	LM	CRI	
2400K	130	93	118	93	1.90
2700K	133	94	124	92	1.90
3000K	130	95	118	96	1.90
4000K	139	98	127	98	1.90

Dimensions



Wiring Detail




Part Number Builder

Product	Mounting	Rated	CCT	Output	Lens	Type	Connector/ Wire in	Connector/ Wire out	End Caps (No feed)	Length (in)
WALA-DW				SO						
Voltage: 24 VDC Wattage: 2.0W/ft (per channel) 4.0W/ft (total load)	WSC PPS-2 PPS-96 PPS-FT PPS-LP-2 PPS-LP-96 PPS-LP-FT	DRY (IP20) WET (IP67)	24/30 27/40	SO	ENC/CL ENC/TL	Single (Closed exit) Pass through	S1 S5 S6	BW CON6 CON24	N/A	CL WH
ENCAPSULATED PRODUCTS ARE NOT FIELD CUTTABLE							P1 P5 P6	BW CON6 CON24	BW CON6 CON24	N/A

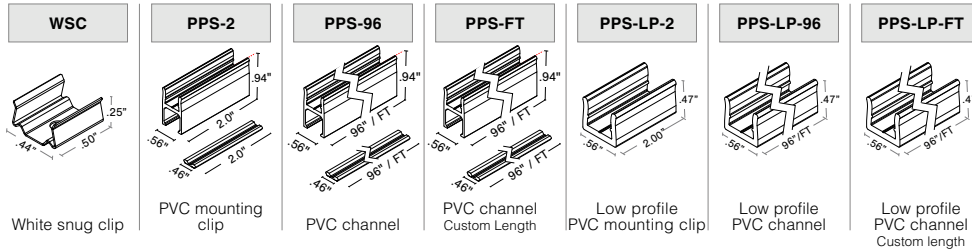
- **BW** comes in standard 24"- request custom length (Max 120") by writing it in inches next to "BW" in the order code box (ex. BW48)
- **Connector/Wire In or Out** not needed to specify product. Standard configuration is type S1, Connector/Wire In: BW & Connector/Wire Out: N/A with white endcaps (WH)
- **PPS** mounting clip recommended for seamless applications

Flexibility



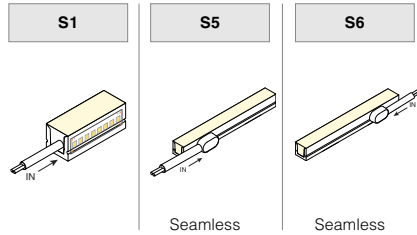
- Field modifications are not covered under Q-Tran warranty
- 5 year warranty
- Side Bend
- Data subject to change, all data has +/- 5% tolerance
- **PPS-FT** and **PPS-LP-FT** is to be cut at Q-Tran to requested length

Mounting NOTE: 2 white snug clips provided per first 12", 1 for each additional 12". Other mounting styles incur additional charge, see price guide for details.

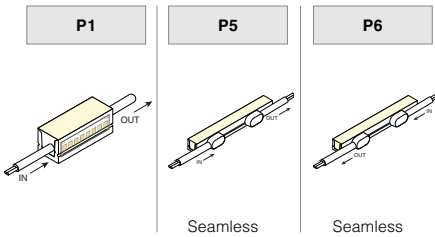


Type

SINGLE (Input only)



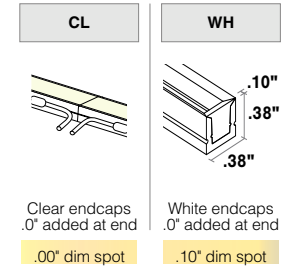
PASS THROUGH (Input/Output)



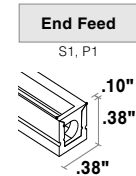
Ambient Temperature Limits

WAVE		Minimum (°F)	Maximum (°F)
4W	Millwork	-4	77
	Surface Mount	-4	95

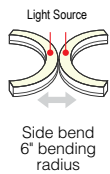
End Caps (No Feed)



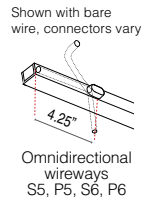
End Caps (With Feed)



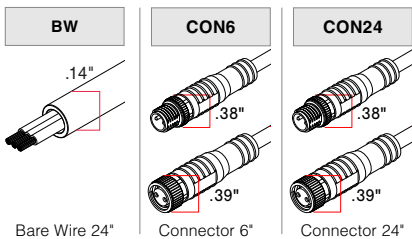
Bend Radius




Seamless



Connector/Wire – In/Out



Lens with LED visibility



Compatible Power Supplies

See website for additional power supply options

