

FIXTURE TYPE _____

PROJECT NAME _____

LOCATION _____



Uniform Ingrade (Indoor/Outdoor)

FLOOR WALL CEILING TAPE



I Description

Our Uniform series provides single bin, 3 step color consistency across every single output option. Uniform Ingrade is meant to pair with our Floor/Wall/Ceiling channels to provide a walk-over rated light source.

I Features

- Uses U2835 Diode
- Create a Custom Fixture with Kelvix Channels
- 5-Year Warranty
- UL-Listed for Indoor and Outdoor
- 3M™ Industrial Adhesive Backing
- For Use with 24V Power Supplies
- Dimmable using Kelvix Power Supplies
- IP68

I Series Spec

Series	UNI-IN
Temp/Colors*	1800K-6500K
Input Voltage	24V DC/Constant Voltage
Beam Spread	120°
CRI	Ra 90+, R9 70+
Diode	2835
Diode Pitch	168 LED/m
Binning Tolerance*	ANSI 3Step
Cut Intervals	1.64" (41.7mm)
Dimensions	0.41" (10.5mm) × 0.17" (4.4mm)
Dimensions w/End Caps	0.51" (13.0mm) × 0.28" (7.0mm)
Operating Temp.	-4°F (-20°C) to 140°F (60°C)
Storage Temp.	-4°F (-20°C) to 158°F (70°C)

I Product Code Builder

Series	Location	Output*	Temp/Color*	Voltage	Modification
UNI-IN	O	300		24V	NA
UNI-IN—Uniform Ingrade	O—Outdoor	300—300 lm/ft	18K — 1800K 22K — 2200K 24K — 2400K 27K — 2700K 30K — 3000K 35K — 3500K 40K — 4000K 50K — 5000K 65K — 6500K	24V—24V DC	NA—None

Example: UNI-IN-O-300-18K-24V-NA

* Customizable—Consult Factory

Conforms to ANSI/UL Standard 2108
Certified to CAN/CSA Standard C22.2 NO. 250.0

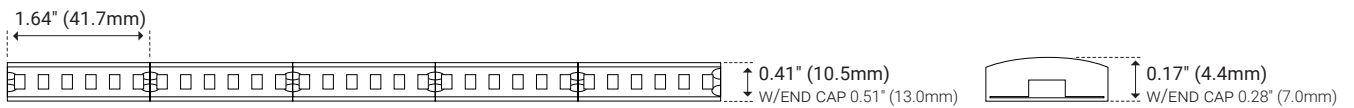


I Series Data

Output (lm/ft)		UNI-IN 300
Lumens (per ft)	1800K	250
	2200K	272
	2400K	280
	2700K	291
	3000K	300
	3500K	310
	4000K	315
	5000K	318
	6500K	331
Wattage ¹ (per ft)		2.6
Efficiency (lm/W)		117
Max Run Length (ft)		27

¹Power consumption based on average wattage per foot. Refer to Power Chart on page 4 for details.

I Dimensions





I Power Feed Accessories*

Lead



Unit Number	Length
FML-2C-1	12.00" (305.0mm)
FML-2C-2	24.00" (0.60m)
FML-2C-3	36.00" (0.91m)
FML-2C-6	72.00" (1.82m)
FML-2C-12	144.00" (3.65m)
FML-2C-15	180.00" (4.57m)
FML-2C-20	240.00" (6.09m)

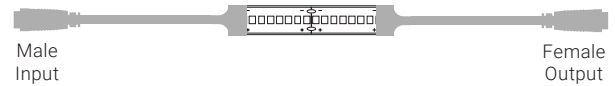


For leads on both input and output, specify 2x FML-xC-xx per run.

Lead with DC Plug



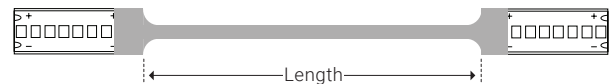
Unit Number	Length
FML-2C-DC-1-M	12.00" (305.0mm)
FML-2C-DC-1-F	12.00" (305.0mm)
FML-2C-DC-6-M	72.00" (1.82m)
FML-2C-DC-6-F	72.00" (1.82m)
FML-2C-DC-10-M	120.00" (3.04m)
FML-2C-DC-10-F	120.00" (3.04m)



Connector



Unit Number	Length
FMC-2C-1.5I	1.50" (38.0mm)
FMC-2C-3I	3.00" (76.0mm)
FMC-2C-6I	6.00" (152.0mm)
FMC-2C-9I	9.00" (228.0mm)
FMC-2C-1	12.00" (305.0mm)
FMC-2C-2	24.00" (0.60m)



* Customizable—Consult Factory

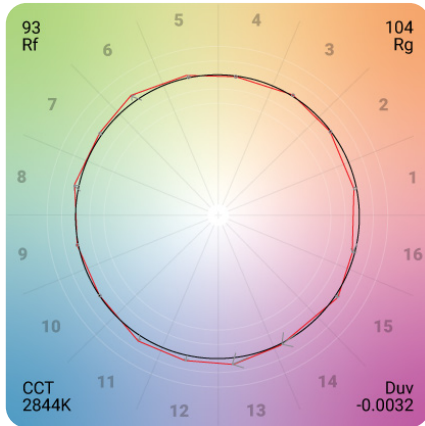


I Power Chart

		UNI-IN-300
Watts	1 ft	3.1
	2 ft	6
	3 ft	8.9
	4 ft	11.8
	5 ft	14.5
	6 ft	17.2
	7 ft	19.8
	8 ft	22.4
	9 ft	24.8
	10 ft	27.2
	11 ft	29.5
	12 ft	31.8
	13 ft	33.9
	14 ft	36
	15 ft	38
	16 ft	40
	17 ft	41.8
	18 ft	43.6
	19 ft	45.3
	20 ft	47
	21 ft	48.6
	22 ft	50.1
	23 ft	51.5
	24 ft	52.8
	25 ft	54.1
	26 ft	55.3
	27 ft	56.4



I Colorimetric Details (3000K)



I Photometric Details (3000K)

UNI-IN 300

Mtg Height	Light Level	Beam Diameter
1.00 ft	128.57 fc	3.06 ft
2.00 ft	32.14 fc	6.13 ft
3.00 ft	14.29 fc	9.19 ft
4.00 ft	8.04 fc	12.26 ft
5.00 ft	5.14 fc	15.32 ft
6.00 ft	3.57 fc	18.39 ft
8.00 ft	2.01 fc	24.52 ft
10.00 ft	1.29 fc	30.65 ft
12.00 ft	0.89 fc	36.77 ft
15.00 ft	0.57 fc	45.97 ft

