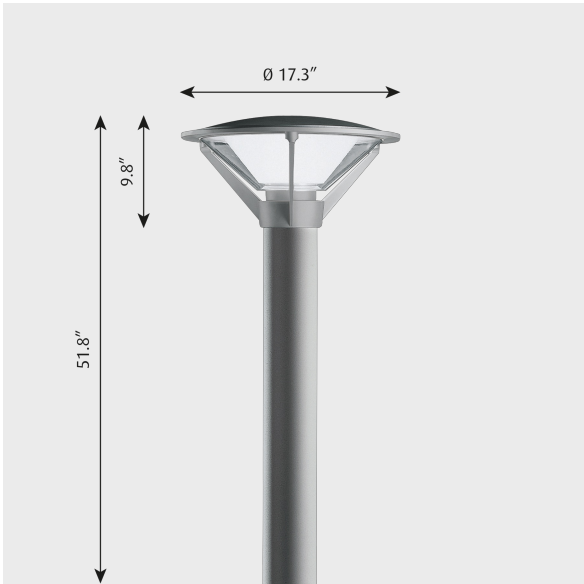


KIPP BOLLARD

Project name:

Project type:

Notes:

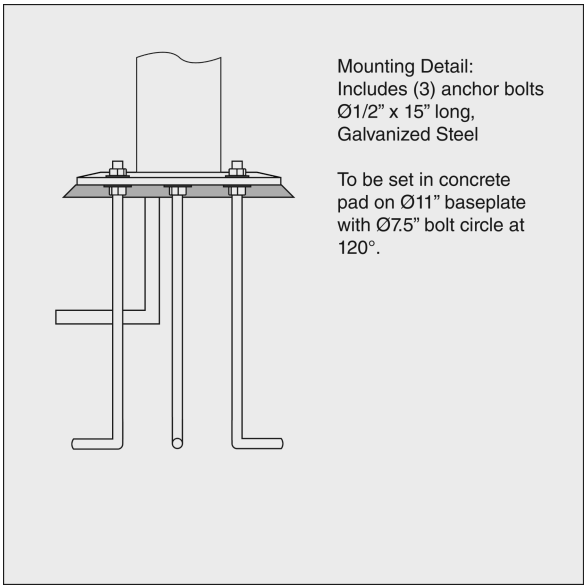


Design

Alfred Homann

Product description

Clean modern conical design—geometrically balanced with layers of light formed by clear outer lens and diffuse internal cone of light. Glare-free. Timeless design, simplistic while being sophisticated. Cast Aluminum curved top is supported by 3 slender arms. Available in two colors. Part of a family.



Variant options

Color	Light source	Lumen	Voltage frequency
<input checked="" type="radio"/> Black	LED 3000K 28W	1454	120-277V/60HZ
<input type="radio"/> Natural paint aluminum	LED 4000K 28W	1523	

Light description

The luminaire emits symmetrical glare-free light directed downwards and outwards. The LED is surrounded by an opal acrylic conical diffuser, ensuring uniform light. Features good, functional and pleasant lighting comfort. Form of the luminaire can be appreciated illuminated at night as well as during the daylight. Standard CCT in 3000K or 4000K, controlled by electronic dimmable driver.

Mounting

Base plate dimension: 11" diameter. Base plate: Mounted to a concrete base with 3 anchor bolts on a bolt circle of 7.5" diameter. Anchor bolts to be embedded into a concrete foundation by others. Overall height: 51.8 inches.

Information

Electrical:
System Wattage: 28W
LED Wattage: 26W
Delivered lumens: 1,454-1,523 lm
Efficacy: 51.9-54.4 lm/W
Certifications:
cULus, Wet Location
Protection class IP65
IK class 10
BUG Rating: B1-U3-G1
Controllability: 0-10V Dimming
Min.-Max. Ambient Temp: -40°C to +70°C
Color Rendering: Ra≥80
Please contact Louis Poulsen for 2700K.

Finish

Black, Natural paint aluminum

Material

Diffuser: Injection molded white opal acrylic. Top shade: Die cast aluminum. Enclosure: Injection molded clear U. V. stabilized polycarbonate. Frame: Die cast aluminum. Post: Extruded aluminum. Base plate: Die cast aluminum. Anchor bolts: Hot-dipped galvanized steel.
Standard finish is matte, textured surface powder coat with minimum 2 mils thickness in black or natural painted aluminum.

Weight

Min: 14.33 lbs Max: 14.33 lbs

Other functions

LED in 2700K or 3500K. Amber LED available for sea turtle nesting areas. Custom finishes. Custom pole heights. Alternative dimming controls, including wireless systems.

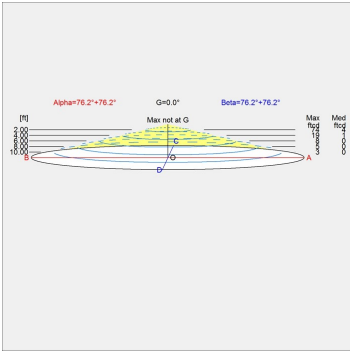
Voltage

120-277V/60HZ

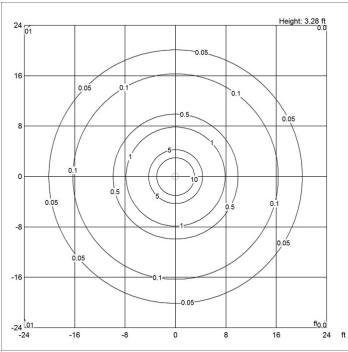
Light distribution diagrams

For the full data set on all variants, see louis Poulsen.com.

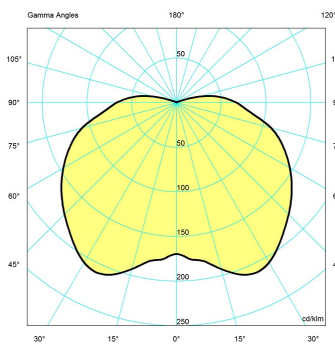
Cartesian



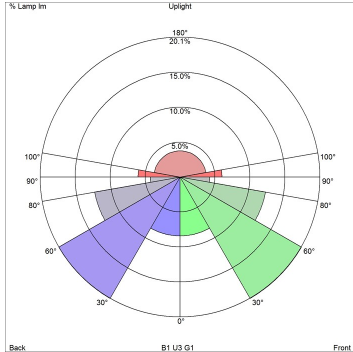
Isolux







Polar



Bug



Variant options

Color	Light source	Lumen	Voltage frequency	Variant number
 Natural paint aluminum	LED 3000K 28W	1454	120-277V/60HZ	10000127320
 Black	LED 3000K 28W	1454	120-277V/60HZ	10000127319
 Black	LED 4000K 28W	1523	120-277V/60HZ	10000127321
 Natural paint aluminum	LED 4000K 28W	1523	120-277V/60HZ	10000127322