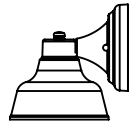




BOWIE WALL SCNCE

JOB NAME: _____ FIXTURE TYPE: _____



BLE - W - _____ - _____ - _____
A B C

Order Example: BLE - W - WHB08 - 997 - E26

A - SHADE SIZE

BOWIE:

- WHB06** 6" Shade
- WHB08** 8" Shade

B - FINISHES

POWDER COAT FINISHES¹:

- 100** Black
- 105** Textured Black
- 106** Matte Black
- 200** White
- 206** Matte White
- 300** Dark Green
- 307** Emerald Green
- 311** Jadite
- 370** Mint
- 380** Chartreuse
- 390** Teal
- 400** Barn Red
- 420** Orange
- 470** Watermelon
- 480** Blush Pink
- 490** Magenta
- 495** Sherbet Orange
- 500** Buttery Yellow
- 570** Sunflower
- 600** Bronze
- 601** Chocolate
- 605** Rust
- 615** Oil-Rubbed Bronze
- 700** Royal Blue

B - FINISHES (CONTINUED)

POWDER COAT FINISHES¹:

- 705** Navy
- 710** Cobalt Blue
- 715** Delphite Blue
- 790** Lavender
- 800** Industrial Grey
- 805** Charcoal Granite
- 810** Graphite
- 975** Galvanized

NATURAL METALS²:

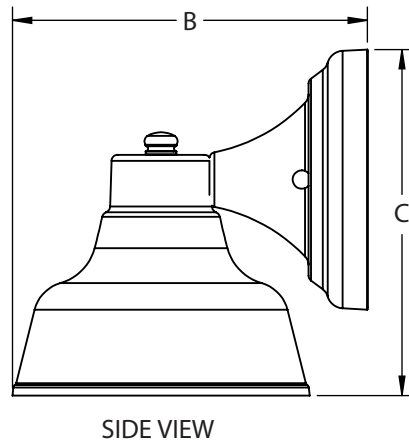
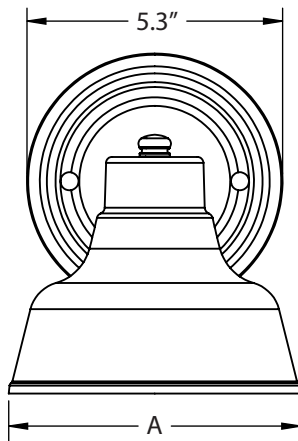
- 995** Raw Copper
- 996** Weathered Copper
- 997** Raw Brass
- 998** Weathered Brass
- 999** Oil-Rubbed Copper

C - SOCKET TYPE

- E26** 60 Watt Max
- GU24** 18 Watt Max³

IMPORTANT: (1) All Powder Coat finished shades, with the exception of 975-Galvanized, feature a white interior (2) Natural Metals have a longer estimated lead time, please check the website for exact manufacturing time. There are no returns accepted on Natural Metals (3) Fixtures configured with GU24 socket are non-returnable

MOUNTING DIMENSIONS



SIDE VIEW

SHADE CODE	DIAMETER (A)	PROJECTION (B)	HEIGHT (C)
WHB06	6"	7.25"	7"
WHB08	8"	8.50"	8.25"

SPECIFICATIONS

CERTIFICATIONS, LISTINGS & WARRANTY

MADE IN THE USA
Manufactured and Hand-Crafted in Our 60,000 Square Foot Facility
Located in Titusville, FL

CSA LISTED FOR WET LOCATIONS

LIMITED WARRANTY
For Additional Information on Our Limited Warranty, Please See
Our Terms & Conditions

UL CERTIFICATION
UL Listed Fixtures Available upon Request. Please Consult Factory
for Additional Information.

LIGHT SOURCE

INCANDESCENT
Medium Base E26 Socket, 120 VAC, 60W Max

COMPACT FLUORESCENT
Bi-Pin Base GU24 Socket, 120 VAC, 18W Max

LED
Bowie Wall Sconce Also Available in LED. Please Visit Website for
LED Specifications.

CONSTRUCTION & FINISH

BACKING PLATE & SHADE
Hand-Spun, High Purity 3003-O Temper Aluminum Shade and
Backing Plate

GALVANIZED SHADE
Spun from High Quality Galvanized Steel

COPPER
Hand-Spun from High Purity C11000-O60 ETP Copper

BRASS
Hand-Spun from High Purity C2600-O60 Brass

POWDER COAT FINISHES
Polyester Powder Coat Finishes are Electro-Statically Applied and
Thermocured