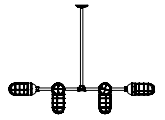




SPS-0206 REV B

# MERCURY 8-LIGHT CHANDELIER

JOB NAME: \_\_\_\_\_ FIXTURE TYPE: \_\_\_\_\_



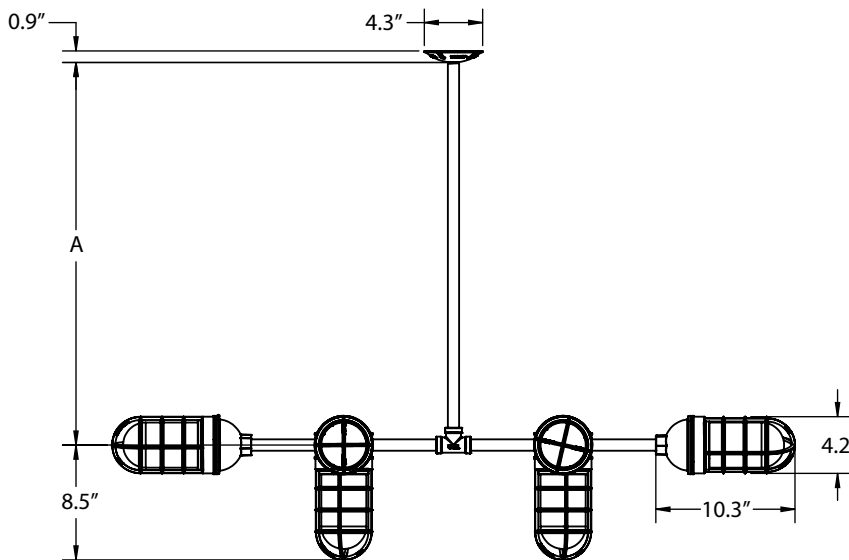
BLE - S - CGG - CH004 - \_\_\_\_\_ - \_\_\_\_\_ - \_\_\_\_\_ - \_\_\_\_\_ - \_\_\_\_\_ - \_\_\_\_\_  
 \_\_\_\_\_ - \_\_\_\_\_  
 \_\_\_\_\_ - \_\_\_\_\_  
 \_\_\_\_\_ - \_\_\_\_\_

Order Example: BLE - S - CGG - CH004 - 100 - ST536 - SC - CGG - 100 - CLR - E26

A - FINISHES	A - FINISHES (CONTINUED)	D - CAST GUARD OPTION	F - GLASS OPTIONS
<p><b>POWDER COAT FINISHES:</b></p> <ul style="list-style-type: none"> <li>100 Black</li> <li>105 Textured Black</li> <li>106 Matte Black</li> <li>200 White</li> <li>206 Matte White</li> <li>300 Dark Green</li> <li>307 Emerald Green</li> <li>311 Jadite</li> <li>370 Mint</li> <li>380 Chartreuse</li> <li>390 Teal</li> <li>400 Barn Red</li> <li>420 Orange</li> <li>470 Watermelon</li> <li>480 Blush Pink</li> <li>490 Magenta</li> <li>495 Sherbet Orange</li> <li>500 Buttery Yellow</li> <li>570 Sunflower</li> <li>600 Bronze</li> <li>601 Chocolate</li> <li>605 Rust</li> <li>615 Oil-Rubbed Bronze</li> <li>700 Royal Blue</li> <li>705 Navy</li> <li>710 Cobalt Blue</li> <li>715 Delphite Blue</li> <li>790 Lavender</li> </ul>	<p><b>POWDER COAT FINISHES:</b></p> <ul style="list-style-type: none"> <li>800 Industrial Grey</li> <li>805 Charcoal Granite</li> <li>810 Graphite</li> <li>975 Galvanized</li> </ul> <p><b>B - STEM LENGTH</b></p> <p><b>STEM MOUNT OPTIONS:</b></p> <ul style="list-style-type: none"> <li>ST506 .5" Stem Mount, 6"</li> <li>ST512 .5" Stem Mount, 12"</li> <li>ST518 .5" Stem Mount, 18"</li> <li>ST524 .5" Stem Mount, 24"</li> <li>ST536 .5" Stem Mount, 36"</li> <li>ST548 .5" Stem Mount, 48"</li> </ul> <p><b>C - CANOPY</b></p> <ul style="list-style-type: none"> <li>SC Standard Canopy</li> <li>HSC Hang Straight Canopy</li> <li>HDSMC Heavy Duty Stem Mount Canopy</li> </ul>	<p><b>E - CAST GUARD FINISH</b></p> <p><i>Please Note: See Section A for all applicable Cast Guard Finish Options.</i></p> <ul style="list-style-type: none"> <li>CGG Standard Cast Guard</li> <li>TGG Heavy Duty Cast Guard</li> <li>WGG Wire Guard</li> </ul>	<ul style="list-style-type: none"> <li>CLR Clear Glass</li> <li>FST Frosted Glass</li> <li>RIB Ribbed Glass</li> <li>SMK Smoke Crackle Glass</li> <li>BLU Blue Glass</li> <li>RED Red Glass</li> <li>AMB Amber Glass</li> <li>GRN Green Glass</li> </ul> <p><b>G - LIGHT SOURCE</b></p> <ul style="list-style-type: none"> <li>E26 75 Watt Max</li> <li>GU24 24 Bi-Pin CFL, 18W Max</li> </ul>

**IMPORTANT:**

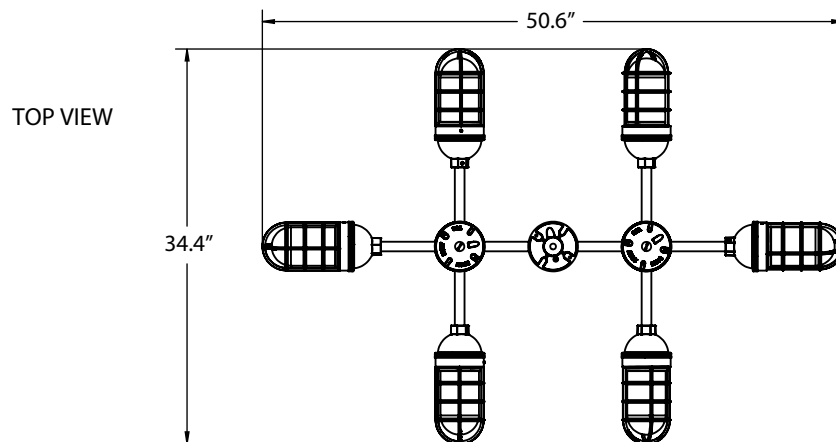
## MOUNTING DIMENSIONS



SHOWN ABOVE WITH: STANDARD CANOPY

STEM LENGTH	HEIGHT (A)
06 (6" Stem)	6.2"
12 (12" Stem)	12.2"
18 (18" Stem)	18.2"
24 (24" Stem)	24.2"
36 (36" Stem)	36.2"
48 (48" Stem)	48.2"

**MOUNTING DIMENSIONS (CONTINUED)**



**SPECIFICATIONS**

**CERTIFICATIONS, LISTINGS & WARRANTY**

MADE IN THE USA  
 Manufactured and Hand-Crafted in our 60,000 Square Foot Facility  
 Located in Titusville, FL

CSA LISTED FOR DAMP LOCATIONS

LIMITED WARRANTY  
 For Additional Information on our Limited Warranty, Please See  
 Our Terms & Conditions

**LIGHT SOURCE**

INCANDESCENT  
 Medium Base E26 Socket, 120 VAC, 75 Watt Max

COMPACT FLUORESCENT  
 Bi-Pin Base GU24 Socket, 120 VAC, 18 Watt Max

**CONSTRUCTION & FINISH**

STEM  
 1/2" Nominal (0.84" Actual) Aluminum Mounting Stem. Custom  
 Lengths Available Upon Request.

POWDER COAT FINISHES  
 Polyester Powder Coat Finishes are Electro-Statically Applied and  
 Thermocured

MAX FIXTURE WEIGHT  
 10 lbs