




SPS-0022 REV B

SEASIDE INDUSTRIAL GUARD POST MOUNT

JOB NAME: _____ FIXTURE TYPE: _____



BLE - PMS - TGG - _____ - _____ - _____ - _____ - _____ - _____
 A C D E

 F

Order Example: BLE - PMS - TGG - 715 - RIB - PMDBF12 - 975 - E26

A - SHADE SIZE**SEASIDE SHADE:**

- RWS12** 12" Shade
RWS14 14" Shade

B - SHADE FINISH**POWDER COAT FINISHES¹:**

- 100** Black
105 Textured Black
106 Matte Black
200 White
206 Matte White
300 Dark Green
307 Emerald Green
311 Jadite
370 Mint
380 Chartreuse
390 Teal
400 Barn Red
420 Orange
470 Watermelon
480 Blush Pink
490 Magenta
495 Sherbet Orange
500 Buttery Yellow
570 Sunflower
600 Bronze
601 Chocolate
605 Rust

B - SHADE FINISH (CONTINUED)**POWDER COAT FINISHES:**

- 615** Oil-Rubbed Bronze
700 Royal Blue
705 Navy
710 Cobalt Blue
715 Delphite Blue
790 Lavender
800 Industrial Grey
805 Charcoal Granite
810 Graphite
975 Galvanized

C - GLASS OPTIONS

- CLR** Clear Glass
FST Frosted Glass
RIB Ribbed Glass
BLU Blue Glass
RED Red Glass
AMB Amber Glass
GRN Green Glass

D - OPTIONAL DIRECT BURIAL POLE

- NA** None
PMDBSP8 8' Smooth Pole
PMDBFP8 8' Fluted Pole
PMDBS10 10' Smooth Pole
PMDBF10 10' Fluted Pole
PMDBS12 12' Smooth Pole
PMDBF12 12' Fluted Pole

E - OPTIONAL DIRECT BURIAL POLE FINISH

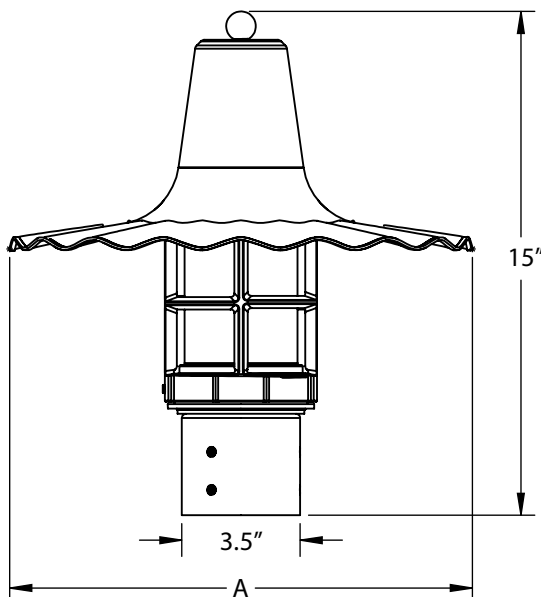
Please Note: See **Section B** for all Optional Direct Burial Pole Finish options. If no Optional Direct Burial Pole is selected in Section D, select NA.

- NA** Not Applicable

F - LIGHT SOURCE

- E26** 100 Watt Max
GU24 24 Bi-Pin CFL, 18W Max²

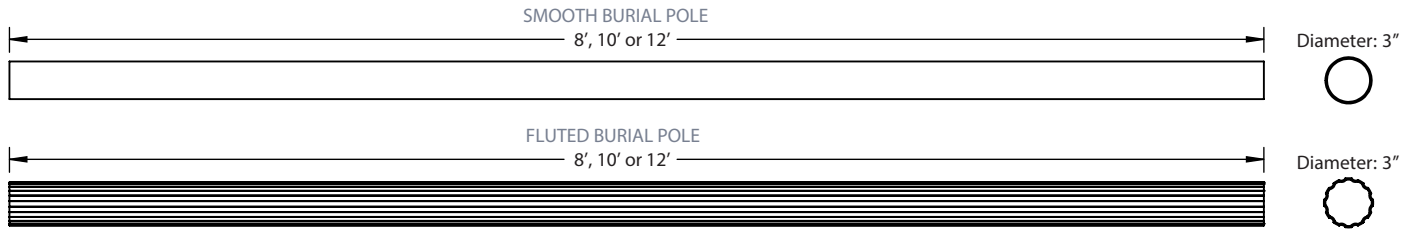
IMPORTANT: (1) All Powder Coat finished shades, with the exception of Galvanized, feature a white interior (2) Fixtures configured with a GU24 socket are non-returnable

MOUNTING DIMENSIONS

SHADE CODE	DIAMETER (A)
RWS12 (12" Shade)	11.7"
RWS14 (14" Shade)	13.7"

DIRECT BURIAL POLE

The optional Direct Burial Pole lets the Industrial Guard Post Mounts spread their unique style across an entire residential or commercial property. Made from durable aluminum, two pole styles – smooth and fluted – are available for this fixture.



SPECIFICATIONS

CERTIFICATIONS, LISTINGS & WARRANTY

MADE IN THE USA
 Manufactured and Hand-Crafted in our 60,000 Square Foot Facility
 Located in Titusville, FL

CSA LISTED FOR WET LOCATIONS

LIMITED WARRANTY
 For Additional Information on our Limited Warranty, Please See
 Our Terms & Conditions

LIGHT SOURCE

INCANDESCENT
 Medium Base E26 Socket, 120 VAC, 100W Max

COMPACT FLUORESCENT
 Bi-Pin Base GU24 Socket, 120 VAC, 18W Max

CONSTRUCTION & FINISH

DIRECT BURIAL POLE
 Optional Smooth Pole (12 Guage Galvanized Steel) or Fluted Pole
 (Schedule 40 Aluminum)

POWDER COAT SHADE
 Hand-Spun from High Purity 3003-O Temper Aluminum

GALVANIZE SHADE
 Hand Spun from High Quality Galvanized Steel

POWDER COAT FINISHES
 Polyester Powder Coat Finishes are Electro-Staticly Applied and
 Thermocured