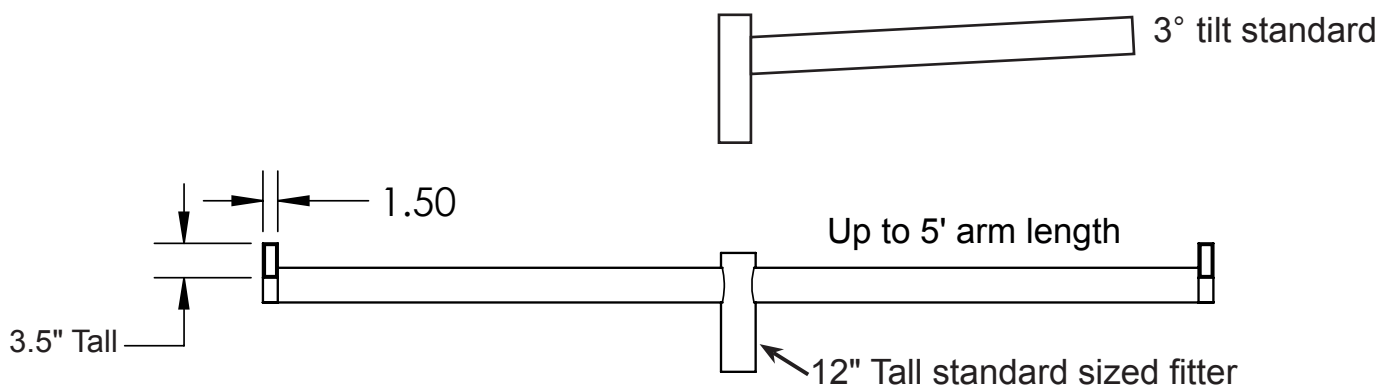





Tennis Arms are easy to install by slipping 12-inch tall fitter over pole or tenon, then fastened with 3/16" diameter stainless steel set screws. Arms are designed with a standard 3° tilt and have a very low EPA at a maximum arm length of 5' from pole (including arm extensions for U-Arm and H-Arm). All arms are finished with a 5 millimeter powder coat to match luminaires. Tennis fixtures come with standard length wire of 6 feet for fast connection. Wires are protected from outside elements with tight-fitting black plastic snap-in pole caps.

SINGLE, DOUBLE, TRIPLE or QUAD TENNIS ARMS





Single Arm Tennis
(SAT)



Double Arms Tennis
(DAT)




Double Arms Tennis Square
Straight **(DTSS)**




Double Arms Tennis Square
Diamondack **(DTSDB)**



Triple Arms Tennis
(TAT)



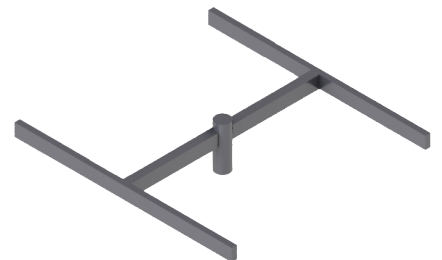
Quad Arms Tennis
(QAT)



U-Arm Tennis for Double fixture
heads **(UAT)**



Triple U-Arm Tennis
(TUAT)







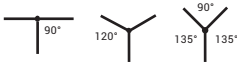




H-Arm Tennis for Quad fixture
heads **(HAT)**

Project Name:


Type:


TENNIS ARMS ORDERING GUIDE


Cat#	Arm Length	Mounting	Pole Diameter To Fit Over	Color	Options
Single Arm Tennis (SAT)	2' (2)	Single (0)	2 3/8" OD (238R)	Bronze (BRZ)	Bird Spikes (BS)
	3' (3)	Double 90° (D90)	3" OD (3R)	Black (BLK)	
Double Arm Tennis (DAT)	4' (4)	Double 70° (D70)	3 1/2" OD (312R)	Green (GRN)	
	5' (5)	Double 180° (D180)	4" OD (4R)	Graphite (GPH)	
Double Arm Tennis For Square Straight Poles (DTSS)		U-Form (U) <i>* For UAT and TUAT Only</i>	4 1/2" OD (412R)	Galvanized (GLV)	
		Triple 90° (T90)	5" OD (5R)	Custom (CS)	
Double Arm Tennis For Square Diamondback Poles (DTSDB)		Triple 120° (T120) <i>*Round Only</i>	5 1/2" OD (512R)		
		Triple 135° (T135) <i>*Round Only</i>	4" SQ (4S)		
U-Arms Tennis (UAT) [Ⓢ] <i>*Doubles Only, Min over 3"</i>		Quad 70° (Q70)	4 1/2" SQ (412S)		
		Quad 90° (Q90)	5" SQ (5S)		
Triple U-Arm Tennis (TUAT) [Ⓢ] <i>*Triples Only, Min over 3"</i>		H-Form (H) <i>*For Quad H-Arms Only</i>			
					
Triple Arm Tennis (TAT)					
					
Quad Arms Tennis (QAT) <i>Min over 3"</i>					
					
H-Arm Tennis (HAT) [Ⓢ] <i>*Quads Only</i>					
					


Notes:

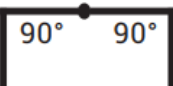
Ⓢ Arm width on UAT, TUAT, and HAT Consult Factory

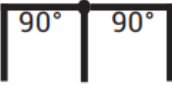
EPA	POLE Ø	Arm Length FT	Total EPA FT ²
 <p>Single Arm Tennis (SAT) ROUND FITTER</p>	238R	2	0.83
	3R	2	0.85
	312R	2	0.87
	4R	2	0.89
	412R	2	0.91
	5R	2	0.93
	512R	2	0.95
	238R	3	1.18
	3R	3	1.20
	312R	3	1.22
	4R	3	1.24
	412R	3	1.26
	5R	3	1.28
	512R	3	1.30
	238R	4	1.53
	3R	4	1.55
	312R	4	1.57
	4R	4	1.59
	412R	4	1.61
	5R	4	1.63
	512R	4	1.65
	238R	5	1.88
	3R	5	1.90
	312R	5	1.92
	4R	5	1.94
412R	5	1.96	
5R	5	1.98	
512R	5	2.00	

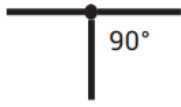
EPA	POLE Ø	Arm Length FT	Total EPA FT ²
 <p>Double Arm Tennis (DAT) ROUND FITTER</p>	3R	2	0.85
	312R	2	0.87
	4R	2	0.89
	412R	2	0.91
	5R	2	0.93
	512R	2	0.95
	3R	3	1.20
	312R	3	1.22
	4R	3	1.24
	412R	3	1.26
	5R	3	1.28
	512R	3	1.30
	3R	4	1.55
	312R	4	1.57
	4R	4	1.59
	412R	4	1.61
	5R	4	1.63
	512R	4	1.65
	3R	5	1.90
	312R	5	1.92
	4R	5	1.94
	412R	5	1.96
	5R	5	1.98
	512R	5	2.00
	<p>Double Arm Tennis (DAT) SQUARE FITTER</p>	4S	2
412S		2	1.20
5S		2	1.25
4S		3	1.50
412S		3	1.55
5S		3	1.60
4S		4	1.85
412S		4	1.90
5S		4	1.95
4S		5	2.20
412S	5	2.25	
5S	5	2.30	

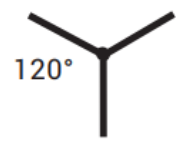
EPA	POLE Ø	Arm Length FT	Total EPA FT*2
 Double Arm Tennis 70° (D70) ROUND FITTER	3R	2	0.72
	312R	2	0.74
	4.000	2	0.76
	412R	2	0.78
	5R	2	0.80
	512R	2	0.82
	3R	3	1.01
	312R	3	1.03
	4.000	3	1.05
	412R	3	1.07
	5R	3	1.09
	512R	3	1.11
	3R	4	1.29
	312R	4	1.31
	4.000	4	1.33
	412R	4	1.36
	5R	4	1.38
	512R	4	1.40
	3R	5	1.58
	312R	5	1.60
4.000	5	1.62	
412R	5	1.64	
5R	5	1.66	
512R	5	1.68	
Double Arm Tennis 70° (D70) SQUARE FITTER	4S	2	1.02
	412S	2	1.07
	5S	2	1.12
	4S	3	1.31
	412S	3	1.36
	5S	3	1.41
	4S	4	1.60
	412S	4	1.65
	5S	4	1.70
	4S	5	1.88
	412S	5	1.93
	5S	5	1.98

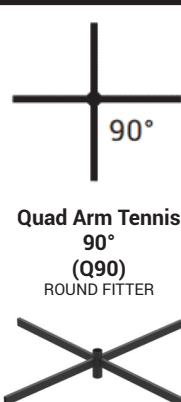
EPA	POLE Ø	Arm Length FT	Total EPA FT*2
 Double Arm Tennis 180° (D180) ROUND FITTER	3R	2	1.55
	312R	2	1.57
	4R	2	1.59
	412R	2	1.61
	5R	2	1.63
	512R	2	1.65
	3R	3	2.25
	312R	3	2.27
	4R	3	2.29
	412R	3	2.31
	5R	3	2.33
	512R	3	2.35
	3R	4	2.95
	312R	4	2.97
	4R	4	2.99
	412R	4	3.01
	5R	4	3.03
	512R	4	3.05
	3R	5	3.65
	312R	5	3.67
4R	5	3.69	
412R	5	3.71	
5R	5	3.73	
512R	5	3.75	
Double Arm Tennis 180° (D180) SQUARE FITTER	4S	2	1.85
	412S	2	1.90
	5S	2	1.95
	4S	3	2.55
	412S	3	2.60
	5S	3	2.65
	4S	4	3.25
	412S	4	3.30
	5S	4	3.35
	4S	5	3.95
	412S	5	4.00
	5S	5	4.05


EPA	POLE Ø	Arm Length FT	Total EPA FT^2	Total EPA SIDE
 U-Arm Tennis for Double Fixture Heads (UAT) ROUND FITTER	3R	2	1.55	0.85
	312R	2	1.57	0.87
	4R	2	1.59	0.89
	412R	2	1.61	0.91
	5R	2	1.63	0.93
	512R	2	1.65	0.95
	3R	3	2.25	1.20
	312R	3	2.27	1.22
	4R	3	2.29	1.24
	412R	3	2.31	1.26
	5R	3	2.33	1.28
	512R	3	2.35	1.30
	3R	4	2.95	1.55
	312R	4	2.97	1.57
	4R	4	2.99	1.59
	412R	4	3.01	1.61
	5R	4	3.03	1.63
	512R	4	3.05	1.65
	3R	5	3.65	1.90
	312R	5	3.67	1.92
4R	5	3.69	1.94	
412R	5	3.71	1.96	
5R	5	3.73	1.98	
512R	5	3.75	2.00	
U-Arm Tennis for Double Fixture Heads (UAT) SQUARE FITTER	4S	2	1.85	1.15
	412S	2	1.90	1.20
	5S	2	1.95	1.25
	4S	3	2.55	1.50
	412S	3	2.60	1.55
	5S	3	2.65	1.60
	4S	4	3.25	1.85
	412S	4	3.30	1.90
	5S	4	3.35	1.95
	4S	5	3.95	2.20
	412S	5	4.00	2.25
	5S	5	4.05	2.30

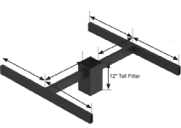
EPA	POLE Ø	Arm Length FT	Total EPA FT^2	Total EPA SIDE
 Triple U-Arm Tennis for Triple Fixture Heads (TUAT) ROUND FITTER	3R	2	1.55	0.85
	312R	2	1.57	0.87
	4R	2	1.59	0.89
	412R	2	1.61	0.91
	5R	2	1.63	0.93
	512R	2	1.65	0.95
	3R	3	2.25	1.20
	312R	3	2.27	1.22
	4R	3	2.29	1.24
	412R	3	2.31	1.26
	5R	3	2.33	1.28
	512R	3	2.35	1.30
	3R	4	2.95	1.55
	312R	4	2.97	1.57
	4R	4	2.99	1.59
	412R	4	3.01	1.61
	5R	4	3.03	1.63
	512R	4	3.05	1.65
	3R	5	3.65	1.90
	312R	5	3.67	1.92
4R	5	3.69	1.94	
412R	5	3.71	1.96	
5R	5	3.73	1.98	
512R	5	3.75	2.00	
Triple U-Arm Tennis for Triple Fixture Heads (TUAT) SQUARE FITTER	4S	2	1.85	1.15
	412S	2	1.90	1.20
	5S	2	1.95	1.25
	4S	3	2.55	1.50
	412S	3	2.60	1.55
	5S	3	2.65	1.60
	4S	4	3.25	1.85
	412S	4	3.30	1.90
	5S	4	3.35	1.95
	4S	5	3.95	2.20
	412S	5	4.00	2.25
	5S	5	4.05	2.30

EPA	POLE Ø	Arm Length FT	Total EPA FT ²	Total EPA SIDE
 <p>Triple Arm Tennis 90° (TAT90) ROUND FITTER</p>	3R	2	1.55	0.85
	312R	2	1.57	0.87
	4R	2	1.59	0.89
	412R	2	1.61	0.91
	5R	2	1.63	0.93
	512R	2	1.65	0.95
	3R	3	2.25	1.20
	312R	3	2.27	1.22
	4R	3	2.29	1.24
	412R	3	2.31	1.26
	5R	3	2.33	1.28
	512R	3	2.35	1.30
	3R	4	2.95	1.55
	312R	4	2.97	1.57
	4R	4	2.99	1.59
	412R	4	3.01	1.61
	5R	4	3.03	1.63
	512R	4	3.05	1.65
	3R	5	3.65	1.90
	312R	5	3.67	1.92
4R	5	3.69	1.94	
412R	5	3.71	1.96	
5R	5	3.73	1.98	
512R	5	3.75	2.00	
<p>Triple Arm Tennis (TAT90) SQUARE FITTER</p>	4S	2	1.85	1.15
	412S	2	1.90	1.20
	5S	2	1.95	1.25
	4S	3	2.55	1.50
	412S	3	2.60	1.55
	5S	3	2.65	1.60
	4S	4	3.25	1.85
	412S	4	3.30	1.90
	5S	4	3.35	1.95
	4S	5	3.95	2.20
	412S	5	4.00	2.25
	5S	5	4.05	2.30

EPA	POLE Ø	Arm Length FT	Total EPA FT ²	Total EPA SIDE
 <p>Triple Arm Tennis 120° (TAT120) ROUND FITTER</p>	3R	2	1.36	1.20
	312R	2	1.38	1.22
	4R	2	1.40	1.24
	412R	2	1.42	1.26
	5R	2	1.44	1.28
	512R	2	1.46	1.30
	3R	3	1.96	1.72
	312R	3	1.99	1.74
	4R	3	2.01	1.76
	412R	3	2.03	1.78
	5R	3	2.05	1.80
	512R	3	2.07	1.83
	3R	4	2.57	2.25
	312R	4	2.59	2.27
	4R	4	2.61	2.29
	412R	4	2.63	2.31
	5R	4	2.65	2.33
	512R	4	2.67	2.35
	3R	5	3.18	2.77
	312R	5	3.20	2.79
4R	5	3.22	2.81	
412R	5	3.24	2.83	
5R	5	3.26	2.85	
512R	5	3.28	2.88	
<p>Triple Arm Tennis 120° (TAT120) SQUARE FITTER</p>	4S	2	1.15	1.50
	412S	2	1.20	1.55
	5S	2	1.25	1.60
	4S	3	1.50	2.03
	412S	3	1.55	2.08
	5S	3	1.60	2.13
	4S	4	1.85	2.55
	412S	4	1.90	2.60
	5S	4	1.95	2.65
	4S	5	2.20	3.08
	412S	5	2.25	3.13
	5S	5	2.30	3.18

EPA	POLE Ø	Arm Length FT	Total EPA FT ²	Total EPA SIDE
 <p>Quad Arm Tennis 90° (Q90) ROUND FITTER</p>	3R	2	1.55	1.55
	312R	2	1.57	1.57
	4R	2	1.59	1.59
	412R	2	1.61	1.61
	5R	2	1.63	1.63
	512R	2	1.65	1.65
	3R	3	2.25	2.25
	312R	3	2.27	2.27
	4R	3	2.29	2.29
	412R	3	2.31	2.31
	5R	3	2.33	2.33
	512R	3	2.35	2.35
	3R	4	2.95	2.95
	312R	4	2.97	2.97
	4R	4	2.99	2.99
	412R	4	3.01	3.01
	5R	4	3.03	3.03
	512R	4	3.05	3.05
	3R	5	3.65	3.65
	312R	5	3.67	3.67
4R	5	3.69	3.69	
412R	5	3.71	3.71	
5R	5	3.73	3.73	
512R	5	3.75	3.75	
<p>Quad Arm Tennis 90° (Q90) SQUARE FITTER</p>	4S	2	1.85	1.85
	412S	2	1.90	1.90
	5S	2	1.95	1.95
	4S	3	2.55	2.55
	412S	3	2.60	2.60
	5S	3	2.65	2.65
	4S	4	3.25	3.25
	412S	4	3.30	3.30
	5S	4	3.35	3.35
	4S	5	3.95	3.95
	412S	5	4.00	4.00
	5S	5	4.05	4.05

EPA	POLE Ø	Arm Length FT	Total EPA FT ²	Total EPA SIDE
 <p>Quad Arm Tennis 70° (Q70) ROUND FITTER</p>	3R	2	1.29	0.95
	312R	2	1.31	0.97
	4R	2	1.33	0.99
	412R	2	1.36	1.01
	5R	2	1.38	1.03
	512R	2	1.40	1.05
	3R	3	1.87	1.35
	312R	3	1.89	1.37
	4R	3	1.91	1.39
	412R	3	1.93	1.41
	5R	3	1.95	1.43
	512R	3	1.97	1.45
	3R	4	2.44	1.75
	312R	4	2.46	1.77
	4R	4	2.48	1.79
	412R	4	2.50	1.81
	5R	4	2.52	1.84
	512R	4	2.54	1.86
	3R	5	3.01	2.15
	312R	5	3.03	2.17
4R	5	3.05	2.20	
412R	5	3.08	2.22	
5R	5	3.10	2.24	
512R	5	3.12	2.26	
<p>Quad Arm Tennis 70° (Q70) SQUARE FITTER</p>	4S	2	1.60	1.25
	412S	2	1.65	1.30
	5S	2	1.70	1.35
	4S	3	2.17	1.65
	412S	3	2.22	1.70
	5S	3	2.27	1.75
	4S	4	2.74	2.06
	412S	4	2.79	2.11
	5S	4	2.84	2.16
	4S	5	3.32	2.46
	412S	5	3.37	2.51
	5S	5	3.42	2.56

EPA	POLE Ø	Arm Length FT	Total EPA FT^2	Total EPA SIDE
 <p>H-Arm Tennis for Quad Fixture Heads (HAT) ROUND FITTER</p>	3R	2	1.55	1.55
	312R	2	1.57	1.57
	4R	2	1.59	1.59
	412R	2	1.61	1.61
	5R	2	1.63	1.63
	512R	2	1.65	1.65
	3R	3	2.25	2.25
	312R	3	2.27	2.27
	4R	3	2.29	2.29
	412R	3	2.31	2.31
	5R	3	2.33	2.33
	512R	3	2.35	2.35
	3R	4	2.95	2.95
	312R	4	2.97	2.97
	4R	4	2.99	2.99
	412R	4	3.01	3.01
	5R	4	3.03	3.03
	512R	4	3.05	3.05
	3R	5	3.65	3.65
	312R	5	3.67	3.67
	4R	5	3.69	3.69
	412R	5	3.71	3.71
	5R	5	3.73	3.73
	512R	5	3.75	3.75
	<p>H-Arm Tennis for Quad Fixture Heads (HAT) SQUARE FITTER</p>	4S	2	1.85
412S		2	1.90	1.90
5S		2	1.95	1.95
4S		3	2.55	2.55
412S		3	2.60	2.60
5S		3	2.65	2.65
4S		4	3.25	3.25
412S		4	3.30	3.30
5S		4	3.35	3.35
4S		5	3.95	3.95
412S		5	4.00	4.00
5S		5	4.05	4.05