


## ARCHITECTURAL RECESSED MULTIPLE DEDICATED BEVEL



### USE OF PRODUCT

The PRIME Architectural Recessed Multiple Series is offered in an assortment of lumen, color temperature, beam angle, and filter options that may be modified in the field. Modules are available in bevel, regress, or snoot appearance.

### LED MODULE

Cree LEDs in 2700K, 3000K, 3500K, or 4000K in standard 93+ CRI. 2 Step MacAdam ellipse allows for color consistency between fixtures. LED mounted to aluminum heat sink for maximum life output and thermal management. LED module is field replaceable.

### FRAME CONSTRUCTION

Constructed from 20 gauge cold rolled steel with powder coat finish.

### ADJUSTMENT

0-35° Hot aiming.

### OPTICS

Field replaceable TIR optics available in 18°, 30°, 50°, and 80°. Easily achieve narrow spot to wide flood beam pattern. Option for frosted, honeycomb, or solite filter (2 maximum).

### DIMMING

Available in 8 driver selections. (ID) Standard all-inclusive ELV, Triac, and 0-10V dimming driver called Intelligent Drive, 120-277V. (PEQ0) Lutron Hi-Lume Premier Ecosystem 0.1% w/soft on, fade to black dimming, 120-277V. (LDE1) Lutron Hi-Lume 1% Ecosystem with soft on, fade to black dimming, 120-277V. (LTE) Lutron Hi-Lume 1% 2-wire, 120V. (L3DA) Hi-lume 1% EcoSystem/3-Wire L3D Driver (EEI) eldoLED Eco 1% Dim (0-10V), 120-277V. (EDIO) eldoLED Solo 0.1% Dim(0-10V), 120-277V. (EDID) eldoLED Solo 0.1% Dim(DALI), 120-277V. All drivers are integral and are field replaceable.

### THERMAL MANAGEMENT

Ambient temperatures at fixture location should not exceed -20° to 40°C.

### MOUNTING

Butterfly brackets available to accommodate Adjustable bar hanger, C-channel bar hanger and Flat bar hanger.

### LABELS/COMPLIANCE/WARRANTY

- CSA Listed for US and Canada  
- 5 Year limited warranty



## ORDERING INFORMATION

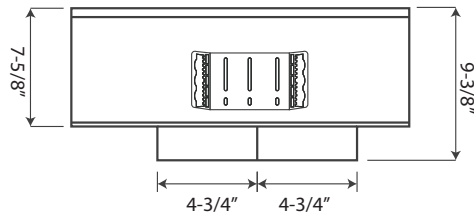
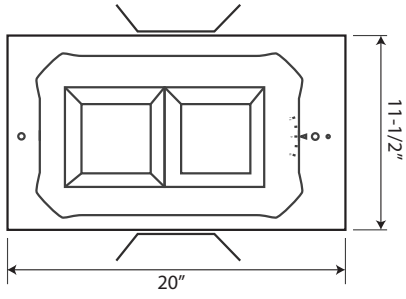
Series	Aperture Type	Module Configuration	Lumen per head	Color Temperature	Voltage	Dimming
RPA3 PRIME Series	DB - Dedicated Bevel	1 - One module	8L - Medium module in 800 lm	27 - 2700K	UNV - 120-277V	ID Standard all-inclusive ELV, Triac, and 0-10V dimming driver (Intelligent Drive)
		2 - Two module	11L - Medium module in 1175 lm	30 - 3000K	120 - 120V	PEQ0 Lutron Hi-Lume Premier Ecosystem 0.1% w/ soft on, fade to black dimming
		3 - Three module	16L - Medium module in 1650 lm	35 - 3500K		LDE1 Lutron Hi-Lume 1% Ecosystem with soft on, fade to black dimming
		MTO - Made to order		40 - 4000K		LTE Lutron Hi-Lume 1% 2-wire L3DA Hi-lume 1% EcoSystem/3-Wire L3D Driver EEI eldoLED Eco 1% Dim (0-10V) EDIO eldoLED Solo 0.1% Dim (0-10V) EDID eldoLED Solo 0.1% Dim (DALI)

Optical Lens	Filter	Housing Type	Aperture	Frame Accessories	Options
18 - 18°	None - Leave blank	IC - IC Air-tight New Construction	SLAP - Square Flangeless Adjustable Plaster	AH - Adjustable bar hanger	EM - Emergency Battery
30 - 30°	F - Frosted filter	ICP - IC New Const. Chicago Plenum	SLAM - Square Flangeless Adjustable Millwork	C - C Channel bar hanger	
50 - 50°	H - Honey comb	NC - Non-IC New Construction		B - Flat bar hanger	
80 - 80°	S - Solite filter				


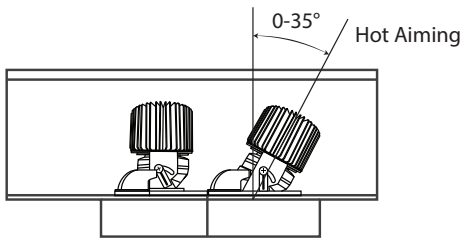
## TRIM ORDERING INFORMATION

Aperture Size / Shape / Trim Type / Style	Bevel Opening	Bevel
3SLO - 3" Square Flangeless Open	CL - Die cast large opening	W - White B - Black H - Haze BZ - Bronze C - Clear MTO - Made to order

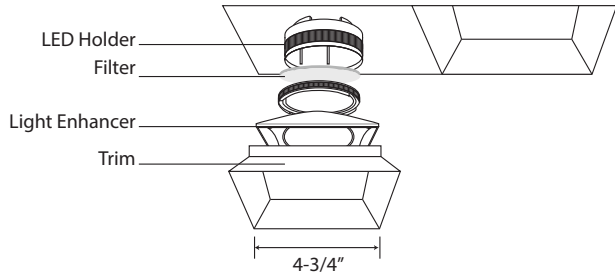
### DIMENSIONS



### ADJUSTABILITY



### LED HOLDER & FILTER ASSEMBLY



### HOUSING TYPE

