



USE OF PRODUCT

The Elevate Architectural Recessed Multiple Series offers a point source solution that is available in a double gimbal or single gimbal with retractable yoke. Offered in an assortment of lumen, color temperature, beam angle, and filter options that may be modified in the field. Modules are available in bevel, regress, or snoot appearance.

LED MODULE

Cree LEDs in 2700K, 3000K, 3500K, or 4000K in standard 93+ CRI. 2 Step MacAdam ellipse allows for color consistency between fixtures. LED mounted to aluminum heat sink for maximum life output and thermal management. LED module is field replaceable.

FRAME CONSTRUCTION

Constructed from 20 gauge cold rolled steel with powder coat finish.

ADJUSTMENT

Double gimbal adjustment, (25° X 25° Tilt) or single gimbal (45°) with retractable yoke and 360° rotation. both mechanisms are lockable.

OPTICS

Field replaceable TIR optics available in 12°, 22°, 27°, 35° and 45°. Easily achieve narrow spot to wide flood beam pattern. Option for frosted, honeycomb, or solite filter (2 maximum).

DIMMING

Available in 8 driver selections. (ID) Standard all-inclusive ELV, Triac, and 0-10V dimming driver called Intelligent Drive, 120-277V. (PEQ0) Lutron Hi-Lume Premier Ecosystem 0.1% w/soft on, fade to black dimming, 120-277V. (LDE1) Lutron Hi-Lume 1% Ecosystem with soft on, fade to black dimming, 120-277V. (LTE) Lutron Hi-Lume 1% 2-wire, 120V. (L3DA) Hi-lume 1% EcoSystem/3-Wire L3D Driver (EEI) eldoLED Eco 1% Dim (0-10V), 120-277V. (EDIO) eldoLED Solo 0.1% Dim(0-10V), 120-277V. (EDID) eldoLED Solo 0.1% Dim(DALI), 120-277V. All drivers are integral and are field replaceable.

THERMAL MANAGEMENT

Ambient temperatures at fixture location should not exceed -20° to 40°C.

MOUNTING

Butterfly brackets available to accommodate Adjustable bar hanger, C-channel bar hanger and Flat bar hanger.

LABELS/COMPLIANCE/WARRANTY

- CSA Listed for US and Canada
- 5 Year limited warranty



ORDERING INFORMATION

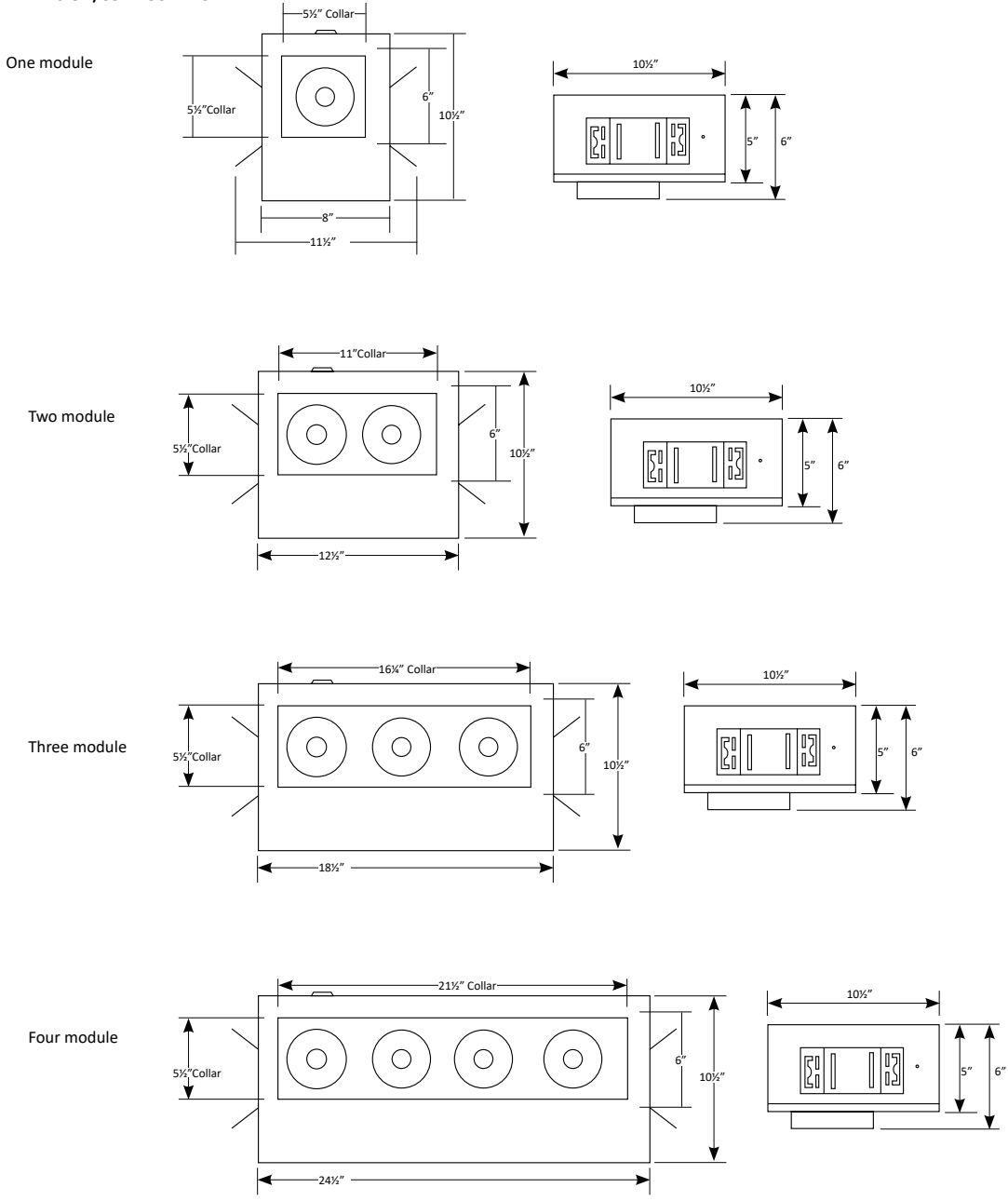
RPM — Family — Mounting types — Module Configuration — Module Size/Lumens — Color Temperature — Optical Lens — Voltage — Dimming — Optical Lens — Filter — Trim Type — Frame Finish

Series	Aperture Size	Mounting Types	Module Configuration	Module Mechanism	Module Size/Lumens (Per head)	Color Temperature
RPM Elevate Series	M - medium	RL - Recessed Flangeless	1 - One module 2 - Two module 3 - Three module 4 - Four module 4S - Four module w/ Square Config. MTO - Made to order	DG - Double Gimbal SY - Single gimbal w/ retractable yoke	8L - Medium module in 800 lm 11L - Medium module in 1175 lm 16L - Medium module in 1650 lm 21L - Medium module in 2100 lm	27 - 2700K 30 - 3000K 35 - 3500K 40 - 4000K

Voltage	Dimming	Optical Lens	Filter	Module Type
UNV - 120-277V 120 - 120V	ID Standard all-inclusive ELV, Triac, and 0-10V dimming driver (Intelligent Drive) PEQ0 Lutron Hi-Lume Premier Ecosystem 0.1% w/soft on, fade to black dimming LDE1 Lutron Hi-Lume 1% Ecosystem with soft on, fade to black dimming LTE Lutron Hi-Lume 1% 2-wire L3DA Hi-lume 1% EcoSystem/3-Wire L3D Driver EEI eldoLED Eco 1% Dim (0-10V) EDIO eldoLED Solo 0.1% Dim (0-10V) EDID eldoLED Solo 0.1% Dim (DALI)	12 - 12° 22 - 22° 27 - 27° 35 - 35° 45 - 45°	None - Leave blank F - Frosted filter H - Honey comb S - Solite filter	B - Bevel R - Regress S - Snoot

Housing Type	Frame Accessories	Module Finish	Trim	Options	Note
IC - IC Air-tight New Construction ICP - IC New Const. Chicago Plenum NC - Non-IC New Construction	AH - Adjustable bar hanger C - C Channel bar hanger B - Flat bar hanger	B - Black W - White S - Silver MTO - Made to order	W - White Bevel B - Black Bevel S - Silver Bevel MTO - Made to order	EM - Emergency Battery	1. Consult with factory

DIMENSION/CONFIGURATION



LUMEN CHART

Wattage	Delivered Lumens	Voltage	CRI
10W	890 lm	120 - 277V	93+
14W	1175 lm	120 - 277V	93+
20W	1650 lm	120 - 277V	93+
30W	2100 lm	120 - 277V	93+


*Above chart, ordering information, and IES File name reflect delivered lumens based 3000K and 30° optical lens.
 **Lumens will vary based on CCT, optical lens, and bevel finish.

OPTICAL LENS




12°, 22°, 27°, 35°, 45°

FILTERS



H - Honey comb F - Frosted filter S - Solite filter

MODULE TYPE



B - Bevel

R - Regress

S - Snoot