

Job Information

Project: _____

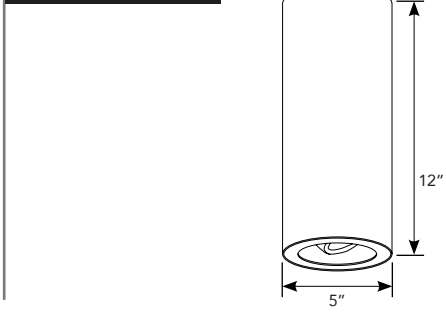
Model#: _____

Location: _____

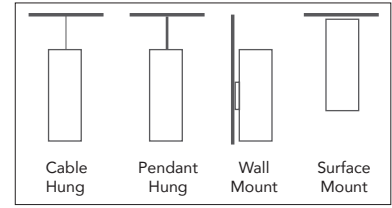
Contact: _____



DIMENSIONS



Mounting Features



USE OF PRODUCT

The Versatrim Adjustable Cylinder Series may be used in hospitality, commercial, retail, and residential interior applications. This product will reduce energy consumption, emits little heat, and reduces cooling loads for added costs savings. Approximately 75% in energy savings compared to incandescent light source.

HOUSING

Rugged aluminum housing.

ARCHITECTURAL CYLINDER FEATURES

- Wattage: 11 Watts
- Lumens: 900 Lumens
- Voltage: 120V standard; 120-277V (with optional 0-10V dimming driver)
- Color Temperature: 2700K, 3000K, 3500K, 4000K
- SDCM: 2 Step binning
- R9 Value: 85
- Color Rendering Index: 93 CRI Typical
- LED Life: 50,000 hours
- LED Type: Cree LED for maximum light output
- Versatility: Interchangeable baffle, reflector and trim ring
- Warranty: 5 Year Limited Warranty

DIMMING

Available in 11 driver selections. Standard Triac/ELV, 120V. (O19) 0-10V dimming in 900 lumens, 120-277V. (PEQ0) Lutron Hi-Lume Premier Ecosystem 0.1% w/soft on, fade to black dimming, 120-277V. (PEQ1) Lutron Hi-Lume Premier Ecosystem 1% w/soft on, fade to black dimming, (LDE1) Lutron Hi-Lume 1% Ecosystem with soft on, fade to black dimming, 120-277V. (LTE) Lutron Hi-Lume 1% 2-wire, 120V. (L3DA) Hi-lume 1% EcoSystem/3-Wire L3D Driver (EEI) eldoLED Eco 1% Dim (0-10V), 120-277V. (EDIO) eldoLED Solo 0.1% Dim(0-10V), 120-277V. (EDID) eldoLED Solo 0.1% Dim(DALI), 120-277V.

MOUNTING

The Versatrim Adjustable Cylinder Series may be cable hung, stem mount, surface mount or wall mounted.

MODULE MECHANICS

The Versatrim Cylinder Series is constructed of a durable heat sink, baffle or reflector, trim ring, diffused lens, and Cree LEDs for optimum performance. Carefully designed heat sink keeps junction temperatures below unsuitable levels by

dissipating heat away from the module. Diffused polycarbonate impact-resistant lens allows for even light output, glare control, and conceals LEDs from view. The Adjustable Cylinder Series provides 0-30° tilt and 360° Rotation.

LABELS / COMPLIANCE

CSA classified
CSA classified for damp locations



ORDERING INFO

RFL	4A	CY					
Series	Diameter	Shape	Length	Watts/Lumens	Color Temp.	Dimming	Cylinder Finish
RFL	4A - 4" Adjustable	CY - Cylinder	12 - 12" MTO - Made to order	9L - 11Watts/900 Lumens (120V)	27 - 2700K 30 - 3000K 35 - 3500K 40 - 4000K	Blank¹ - TRIAC/ELV (120V) O19 - 0-10V (900 lm, 120-277V) ID - Standard all-inclusive ELV, Triac, and 0-10V dimming driver (Intelligent Drive) PEQ0 - Lutron Hi-Lume Premier Ecosystem 0.1% w/soft on, fade to black dimming PEQ1 - Lutron Hi-Lume Premier Ecosystem 1% w/soft on, fade to black dimming LDE1 - Lutron Hi-Lume 1% Ecosystem with soft on, fade to black dimming LDE5 - Lutron Hi-Lume 5% Ecosystem LTE - Lutron Hi-Lume 1% 2-wire L3DA - Hi-lume 1% EcoSystem/3-Wire L3D Driver EEI² - eldoLED Eco 1% Dim (0-10V) EDIO² - eldoLED Solo 0.1% Dim (0-10V) EDID² - eldoLED Solo 0.1% Dim (DALI)	BL - Black WH - White SL - Silver MTO - Made to order

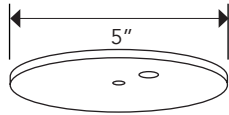
Lens Holder Finish	Beam Angle	Reflector	Trim	Configuration	Mounting	Option
HW - White HB - Black HS - Silver	18 - 18° 38³ - 38° 60 - 60°	4ARLW - White 4ARLB - Black 4ARLCH - Chrome 4ARLH - Haze 4ARLSN - Satin Nickel 4ARLC - Custom	ROUND 4TLW - White 4TLC - Copper 4TLB - Black 4TLH - Haze 4TLSN - Satin Nickel 4TLBZ - Bronze 4TLCX - Custom	DL - Down Light	PH⁴ - Pendant Hung SC⁵ - Single Cable DC - Double Cable TC - Triple Cable SM - Surface Mount WM⁵ - Wall Mount	O19 - 0-10V (900 Lumens) E - Emergency Back-up SDT - Step Down Transformer H - Honey comb F - Frosted comb

1. 120V only.
 2. Must specify logarithmic or linear eldoLED driver.
 3. Standard beam angle.
 4. 18" Standard length, Consult factory
 5. 5' Standard cable length
 6. Emergency Not available


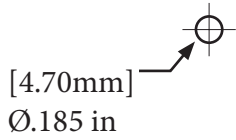
Job Information	Project:
	Model#:
	Location:
	Contact:

MOUNTING

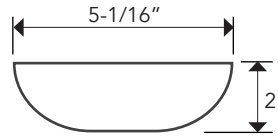
CABLE HUNG DIMENSION



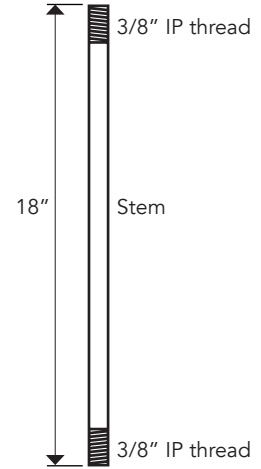
Cable Hung Canopy



STEM MOUNT DIMENSION



Stem Mount Canopy



3/64" Galvanized Cable Fuse Cut with Die Cast #1 Stop
Available in 24", 36", 50", 72", 100", 120", & 150" Lengths
7x7 Cable - MAX LOAD 270 lbs