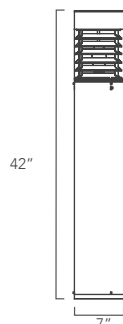


# T895LEDT

LED ROUND FLAT TOP BOLLARD  
WITH LOUVERS

JOB INFORMATION	TYPE:
	CATALOG NO.
	PROJECT NAME:
	COMMENTS:
PREPARED BY:	

## DIMENSIONS



## FEATURES

### Use of Product

These luminaires are recommended for use in areas where artificial lighting is needed adjacent to ecologically sensitive areas, sea turtle nesting beaches, migratory corridors, and Dark Sky Friendly communities. Bollard fixtures shall have a maximum mounting height of 42 inches, 270 degree beachside shields, and installed facing away from the beach.

### Housing

Extruded aluminum housing with internal louvers. Flush mounting base and vandal resistant screws. Includes 270° shield required to maintain Florida Fish & Wildlife Conservation Commission certification.

### Finish

Textured architectural bronze powdercoat finish over a chromate conversion. Consult factory for made to order architectural finishes.

### Optics

Clear polycarbonate for increased vandal resistance.

### Amber LED

LED operate between 585 and 595 nm.  
Aluminum boards

### Driver

Electronic Driver, 120-277V, 50/60Hz; Standard internal surge protection 2kV. 0-10V Dimming standard for dimming range of 100% to 10%.

### Mounting

- Mounting kit with anchor bolts are included.

### Warranty


5-Year warranty for -40°C to +40°C environment.

### Listings/compliance

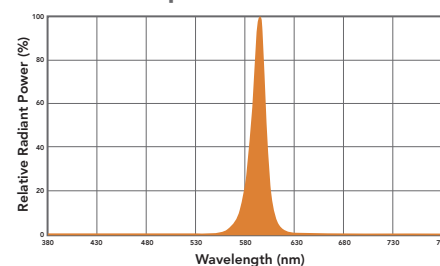
- CSA - Listed for wet location.
- ANSI/UL 1598
- 8750 IP65 sealed LED Compartment.



### GFCI OUTLET



### Amber LED Spectral Chart



## ORDERING INFO

T895LEDT						
Series	Height	Wattage	Voltage	Color Temperature	Finish	Options
T-SERIES LED	42 - 42" MTO <sup>1</sup> - Made to order	15 - 15W	UNV-120V-277V	A - Amber	BZ <sup>2</sup> - Bronze MTO <sup>3</sup> - Made to order MGTO <sup>3</sup> - Marine grade made to order	SF - Single fuse DF - Double fuse SP - Surge protection GO - GFCI Outlet EM - Emergency battery CEM - Cold pad Emergency battery

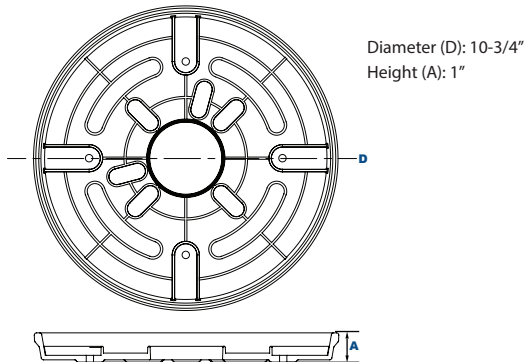
### Notes:

1. MTO Length between 42"-30"
2. Standard finish.
3. RAL number required.

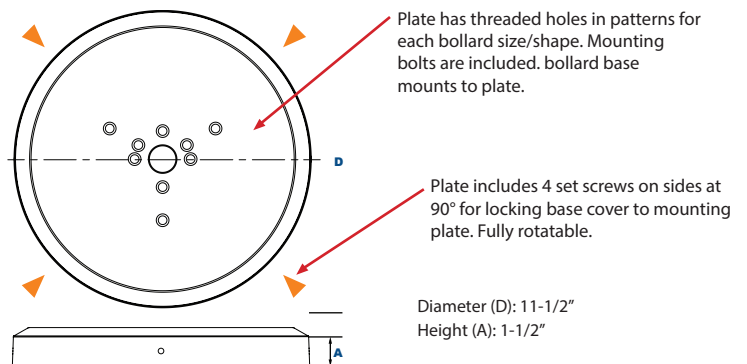
# T895LED

## LED ROUND FLAT TOP BOLLARD WITH LOUVERS

### BASE DIMENSIONS



### BASE COVER DIMENSIONS



### BASE KIT INCLUDES

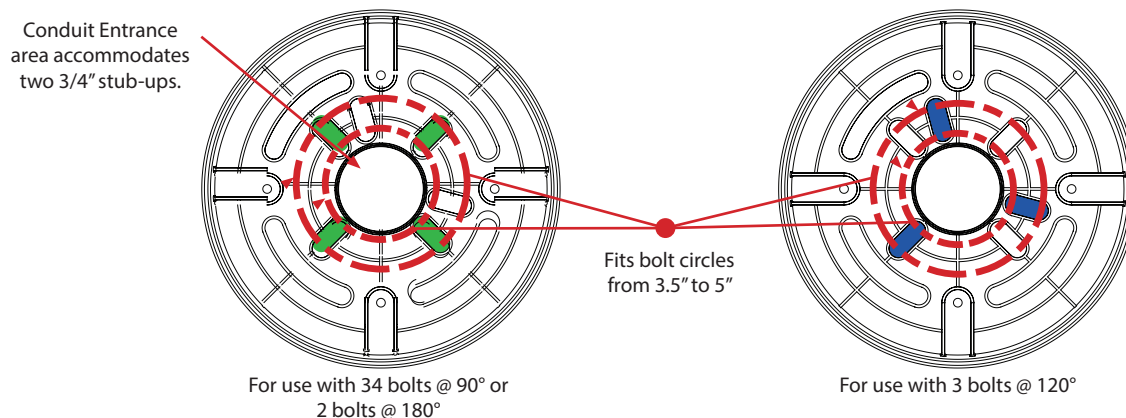
#### Heavy duty die cast aluminum Anchor Bolt Retrofit Adaptor Plate

- Includes slots for existing anchor bolt mounting, 3@120°, 4@90° or 2@180° (3.5" to 5" diameter bolt circle). Slots can accommodate 1/4" to 3/8" diameter anchor bolts.
- Includes large diameter slots for installing field drilled anchors (not included) in the event that the existing anchor bolt pattern does not fit slots, or anchor bolts are damaged or unusable.
- Includes 4 Stainless Steel leveling bolts with two leveling bubbles at 90° to level base prior to mounting new bollard.
- Center conduit entrance hole designed to accommodate two 3/4" PVC conduits.

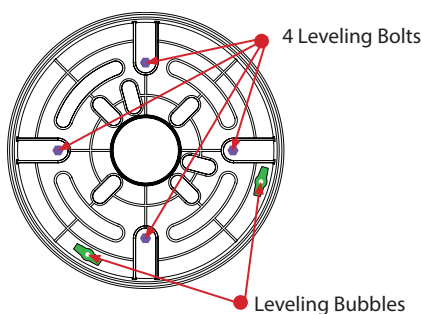
#### Heavy duty die cast aluminum Bollard Mounting Cover Plate

- Includes threaded holes in patterns to match bollard base mounting plates.
- Stainless Steel bolts for mounting bollard base plate.
- 4 Stainless Steel set screws at 90° for securing the cover plate to the adaptor plate. Cover plate can be rotated 360°. Powdercoat finish over chromate conversion coating in Bronze (standard) and available in made to order.

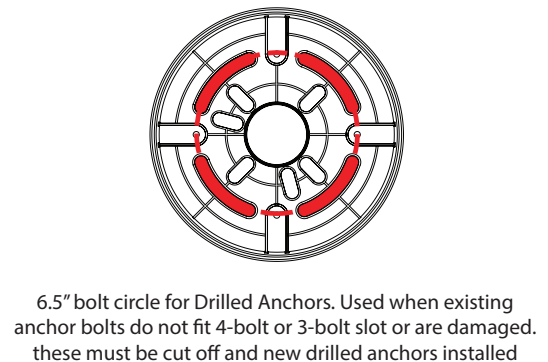
### ANCHOR BOLT RETROFIT ADAPTER PLATE BOLT CIRCLES FOR USE WITH EXISTING ANCHOR BOLTS



### BASE LEVELING AND LEVELS



### CIRCLE FOR DRILLED ANCHORS



# T895LED

LED ROUND FLAT TOP BOLLARD  
WITH LOUVERS

## BOLLARD RETROFIT BASE TEMPLATE

