A1 Series | Surface
ZAKY Standard
(A1-ZAKY-STN)

TYPE

TITLE 24 JA8 | SINGLE BIN +-30K | TM-30 LM-79 LM-80 | DRY WET IP67 | RoHS COMPLIANT | CLOSET RATED | MADE IN USA

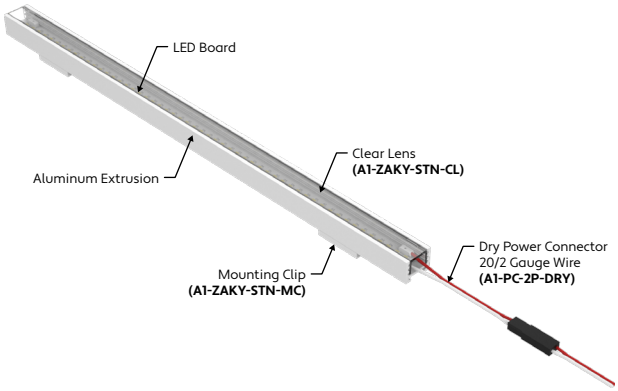

GENERAL FEATURES

Applications	Accent, Decorative, Surface, Recessed, Pendant Lighting
Lens	Clear, 50% Semi-Frosted, or 100% Frosted
Viewing Angle	120°
Length	Built to Order (+/- 1/8" Tolerance)
Construction	Aluminum Extrusion
Weight	0.248 lbs per Foot
Mounting	Mounting Clips (Sold Separately)
Listing	Dry, Wet, or IP67 Location UL2108, 67.1.9, 60.4, CSA C22.2 #9 UL8750, CSA250
Driver	Remote (Sold Separately)
Closet Rating	Up to 3.6 Watts per Foot Maximum
Temperature Ratings	Operating / Startup: -20° to 48°C (-4° to 120°F) Storage: -40° to 76°C (-40° to 170°F)
Installation Link	**Link to Installation Instructions >**

END VIEWS / DIMENSIONS

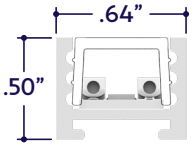

LENS / OPTICS APPEARANCE

Clear Lens **(CL)**
Visible Diode Image
0% Light Loss

50% Semi-Frosted Lens **(SF)**
Slight Diode Image
12.5% Light Loss

100% Frosted Lens **(F)**
No Diode Image: Line of Light
25% Light Loss

ELECTRICAL

Dimming	0-10V, Forward / Reverse Phase, Lutron, DMX, DALI
Maximum Run (Class 1 Applications)	20' **(6W)**, 30' **(4W)**, 36' **(3W, 2W)**
Maximum Run (Class 2 Applications)	14' **(6W)**, 21' **(4W)**, 28' **(3W)**, 36' **(2W)**
Luminaire Voltage	24VDC

SPECIFY PRODUCT CODE | CHOOSE FROM DROP DOWNS

Series	Lens	Watts per Foot	Dimming	CCT LED	Listing	Finish	Luminaire Length
A1-ZAKY-STN							
ZAKY Standard **(A1-ZAKY-STN)**	Clear Lens **(CL)**	2 Watts **(2W)** 216 Lumens / ft*[1]	0-10V: 100% - 1% **(10V)**	2400K **(24K)**	Indoor **(DRY)**	Natural Silver*[8] **(NA)**	Specify Length in Feet & Inches **Example:** 7'8"
			Phase Dimming: Forward Phase / Reverse Phase **(PH)**	2700K **(27K)**			
	50% Semi-Frosted Lens **(SF)**	3 Watts **(3W)** 324 Lumens / ft*[1]	Hi-Lume 1% 2 Wire*[2] **(LTEA)**	3000K **(30K)**	Outdoor*[7] **(WET)**	Polished **(PA)**	
			Hi-Lume 1% 3 Wire*[3] **(L3DA)**	3500K **(35K)**			
	100% Frosted Lens: Line of Light **(F)**	4 Watts **(4W)** 432 Lumens / ft*[1]	Hi-Lume Premier 0.1% JA8*[4] **(L3D0)**	4000K **(40K)**	Outdoor IP67*[7] **(IP67)**	White **(WH)**	
			DMX-512*[5] **(DMX)**	4500K **(45K)**			
		6 Watts **(6W)** 648 Lumens / ft*[1]	DALI*[6] **(DALI)**	5000K **(50K)**		Satin / Silver **(SA)**	
			JA8 0-10V **(JA8-10V)**	5700K **(57K)**			
			JA8 Hi-Lume 1% 2 Wire*[2] **(JA8-LTEA)**	Red **(R)**		Black **(BK)**	
			Leave Blank for Non-Dimming	Green **(G)**			
				Blue **(B)**			
				Amber **(A)**			

Note: Remote drivers wattage sized based on length of run.
Example: 10' run x 3 Watts per foot = 30 Watts. Driver will be sized to 30 Watts maximum.

*[1] Lumens per Foot based on 35K CCT LED with Clear Lens **(CL)**.
Example: 108 Lumens x 2 Watts = 216 Lumens per Foot.

*[2] **(LTEA)** 40 watt max Hi-Lume 1% LTEA2W #LTEA4U1UKL-CV240

*[3] **(L3DA)** 40 watt max Hi-Lume 1% L3DA3W #L3DA4U1UKL-CV240

*[4] **(L3D0)** 96 watt max Hi-Lume Premier 0.1% #L3D0-96W24V-U

*[5] Default DMX address of each fixture is 001. Consult third party DMX commissioner to modify at time of installation.

*[6] DALI commissioning to be performed by a third party at time of installation. ALUZ does not provide DALI commissioning.

*[7] Run lengths required for Wet Location and IP67 products. Provide run lengths at time of order.

*[8] Standard Finish is Natural Silver (NA) if left blank.

1170 N Red Gum St, Anaheim, CA 92806

aluz.lighting info@aluz.lighting 866.ALUZ.LTG | 714.535.7900

© ALUZ All Rights Reserved. ALUZ reserves the right to make changes or withdraw specifications without prior notice.

A1 Series | Surface
ZAKY Standard
(A1-ZAKY-STN)

TYPE

LAMP FEATURES

Lamp Type	LEDs
CRI	> 90
Efficacy (Based on 35K CCT LED)	108 Lumens per Watt

LAMP SPECIFICATIONS

Lamp Number	Correlated Color Temperature / Description	Efficacy (Lumens per Watt)	L70 LED Life
24K	2400 Kelvin (Incandescent White)	108	60,000 hrs.
27K	2700 Kelvin (Warm White)	108	
30K	3000 Kelvin (Warm White)	108	
35K	3500 Kelvin (Neutral White)	108	
40K	4000 Kelvin (Neutral White)	108	
45K	4500 Kelvin (Neutral White)	108	
50K	5000 Kelvin (Cool White)	108	
57K	5700 Kelvin (Cool White)	108	
R	Red (621nm)		40,000 hrs.
G	Green (525nm)		
B	Blue (470nm)		
A	Amber (590nm)		

To calculate Lumens per Foot, multiply Efficacy by Watts per Foot.
Example: 108 Lumens per Watt x 2 Watts per Foot = 216 Lumens per Foot.

SPECTRAL POWER DISTRIBUTION AMBER LED (590nm) TURTLE FRIENDLY

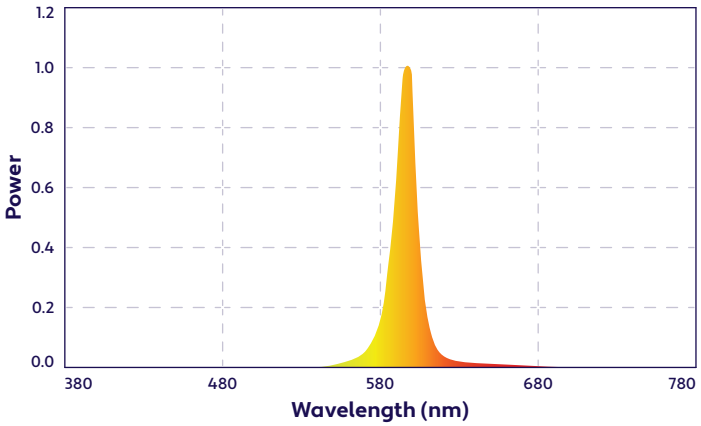

BEAM ANGLE

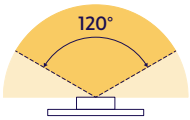

120° x 120° Beam

DRIVERS

Dimming Selection	Product Code	Link to Specification Sheet / URL
0-10V: 100% - 1%	**(10V)**	https://aluz.lighting/assets/PDFs/DRV/DRIVERS-Brochure.pdf
Phase Dimming: Forward Phase / Reverse Phase	**(PH)**	https://aluz.lighting/assets/PDFs/DRV/DRIVERS-Brochure.pdf
Hi-Lume 1% 2 Wire*[2]	**(LTEA)**	https://aluz.lighting/assets/PDFs/DRV/DRIVERS-Brochure-Lutron.pdf
Hi-Lume 1% 3 Wire*[3]	**(L3DA)**	https://aluz.lighting/assets/PDFs/DRV/DRIVERS-Brochure-Lutron.pdf
Hi-Lume Premier 0.1% JA8*[4]	**(L3D0)**	https://aluz.lighting/assets/PDFs/DRV/DRIVERS-Brochure-Lutron.pdf
DMX-512*[5]	**(DMX)**	https://aluz.lighting/assets/PDFs/DRV/DRIVERS-Brochure-RDM.pdf
DALI*[6]	**(DALI)**	https://aluz.lighting/assets/PDFs/DRV/DRIVERS-Brochure-RDM.pdf
JA8 0-10V	**(JA8-10V)**	https://aluz.lighting/assets/PDFs/DRV/DRIVERS-Brochure.pdf
JA8 Hi-Lume 1% 2 Wire*[2]	**(JA8-LTEA)**	https://aluz.lighting/assets/PDFs/DRV/DRIVERS-Brochure-Lutron.pdf

1170 N Red Gum St, Anaheim, CA 92806

aluz.lighting info@aluz.lighting 866.ALUZ.LTG | 714.535.7900

© ALUZ All Rights Reserved. ALUZ reserves the right to make changes or withdraw specifications without prior notice.

MOUNTING OPTIONS (Sold Separately)

Note: Mounting clips are only available in Natural Silver Finish, unless otherwise specified.

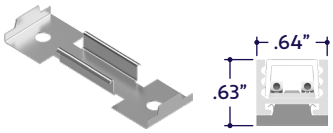

Mounting Clip
(A1-ZAKY-STN-MC)

Part #	Qty.
A1-ZAKY-STN-MC	

Note: Use 1 mounting clip per 2', rounded up.
Click on image to see cut sheet for details.

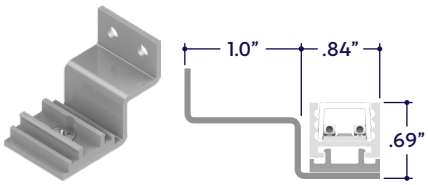

Mounting Clip 2
(A1-ZAKY-STN-MC-2)

Part #	Qty.
A1-ZAKY-STN-MC-2	

Note: Use 1 mounting clip per 2', rounded up.
Click on image to see cut sheet for details.

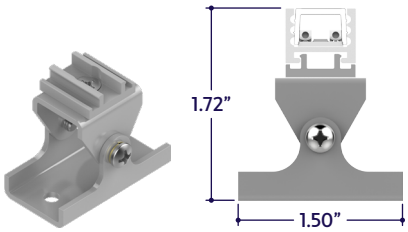

Mounting Clip 3
(A1-ZAKY-STN-MC-3)

Part #	Qty.
A1-ZAKY-STN-MC-3	

Note: Use 1 mounting clip per 2', rounded up.
Click on image to see cut sheet for details.

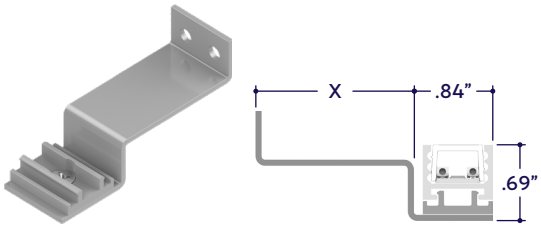

Mounting Clip 4
(A1-ZAKY-STN-MC-4-X) X = Specify Length

Part #	Length	Qty.
A1-ZAKY-STN-MC-4-		

Note: Use 1 mounting clip per 2', rounded up.
Click on image to see cut sheet for details.

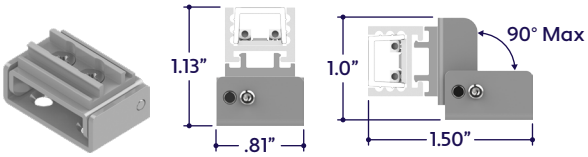

Adjustable Mounting Clip
(A1-ZAKY-STN-MC-ADJ)

Part #	Qty.
A1-ZAKY-STN-MC-ADJ	

Note: Use 1 mounting clip per 2', rounded up.
Click on image to see cut sheet for details.

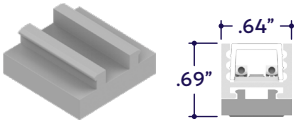

Magnetic Mounting Clip
(A1-ZAKY-STN-MC-MM)

Part #	Qty.
A1-ZAKY-STN-MC-MM	

Note: Use 1 mounting clip per 2', rounded up.
Click on image to see cut sheet for details.

© ALUZ All Rights Reserved. ALUZ reserves the right to make changes or withdraw specifications without prior notice.

DRY CONNECTORS (Sold Separately)

Dry Power Connector
20/2 Gauge Wire
(A1-PC-2P-DRY-X)
X = Specify Length, 36” Default

Part #	Length	Qty.
A1-PC-2P-DRY-	36”	
A1-PC-2P-DRY-		

Dry Power Connector with Black Jacket
20/2 Gauge Wire
(A1-PC-2P-DRY-BK-X)
X = Specify Length, 36” Default

Part #	Length	Qty.
A1-PC-2P-DRY-BK-	36”	
A1-PC-2P-DRY-BK-		

Dry Power Connector with White Jacket
20/2 Gauge Wire
(A1-PC-2P-DRY-WH-X)
X = Specify Length, 36” Default

Part #	Length	Qty.
A1-PC-2P-DRY-WH-	36”	
A1-PC-2P-DRY-WH-		

Dry Continuous Connector
20/2 Gauge Wire
(A1-CC-2P-DRY-X)
X = Specify Length, 3” Default

Part #	Length	Qty.
A1-CC-2P-DRY-	3”	
A1-CC-2P-DRY-		

Dry Continuous Connector with Black Jacket
20/2 Gauge Wire
(A1-CC-2P-DRY-BK-X)
X = Specify Length, 3” Default

Part #	Length	Qty.
A1-CC-2P-DRY-BK-	3”	
A1-CC-2P-DRY-BK-		

Dry Continuous Connector with White Jacket
20/2 Gauge Wire
(A1-CC-2P-DRY-WH-X)
X = Specify Length, 3” Default

Part #	Length	Qty.
A1-CC-2P-DRY-WH-	3”	
A1-CC-2P-DRY-WH-		

WET CONNECTORS (Sold Separately)



Wet Power Connector
20/2 Gauge Wire
(A1-PC-2P-WET-X)
X = Specify Length, 36” Default

Part #	Length	Qty.
A1-PC-2P-WET-	36”	
A1-PC-2P-WET-		

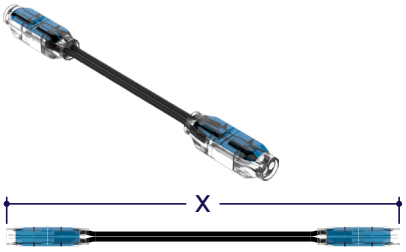

Wet Continuous Connector
20/2 Gauge Wire
(A1-CC-2P-WET-X)
X = Specify Length, 3” Default

Part #	Length	Qty.
A1-CC-2P-WET-	3”	
A1-CC-2P-WET-		

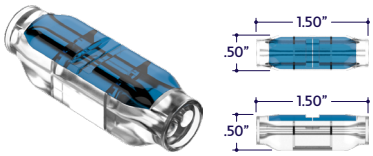

Wet Splice Connector
(A1-SC-2P-WET)

Part #	Qty.
A1-SC-2P-WET	

© ALUZ All Rights Reserved. ALUZ reserves the right to make changes or withdraw specifications without prior notice.

DESIGN GUIDELINES

Individual Fixture



Continuous Run (Dry Location)

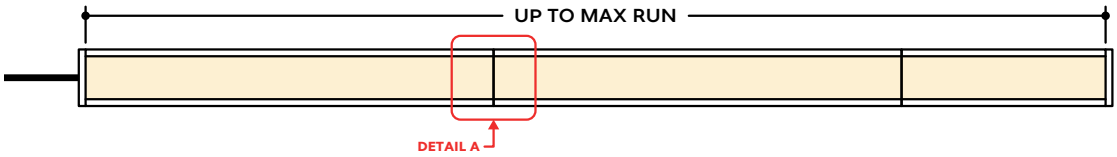

Continuous Run (Wet Location)

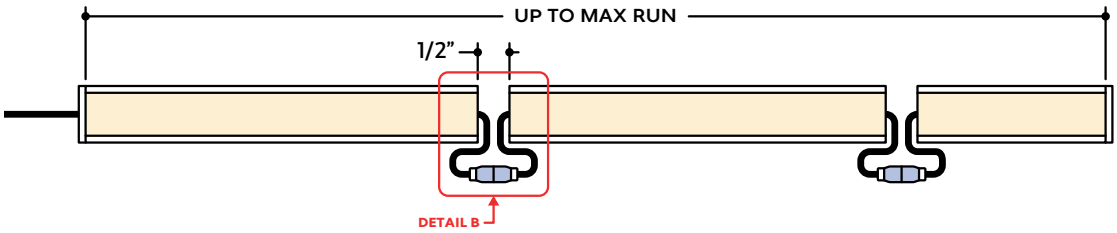

Runs with Continuous Connector (Dry Location)

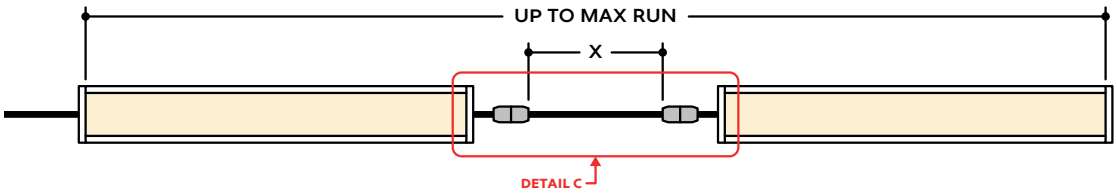

Runs with Continuous Connector (Wet Location)

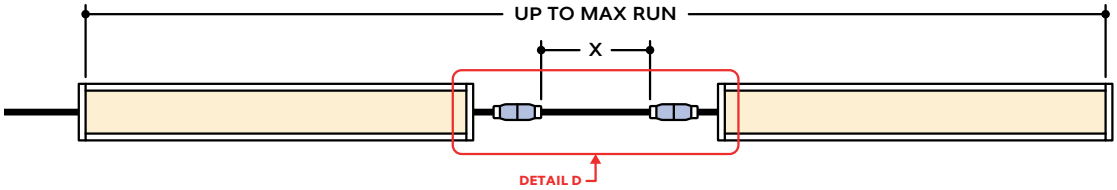

KEY

Detail A	**Continuous Connection (Dry Location):** Luminaire segments connect using pins, leaving no gaps between segments, with a mounting clip holding the two segments together. Refer to installation instructions for additional information.
Detail B	**Continuous Connection (Wet Location):** Luminaire segments are connected using a provided splice connector, with a 1/2” gap between segments.
Detail C	**Dry Continuous Connector:** Used to span a corner or traverse a gap, corner, or obstacle in a dry location installation area.
Detail D	**Wet Continuous Connector:** Used to span a corner or traverse a gap, corner, or obstacle in a wet location installation area.

Note: Drawings not to scale. Product may differ from examples shown.

© ALUZ All Rights Reserved. ALUZ reserves the right to make changes or withdraw specifications without prior notice.

CONNECTION SEQUENCE

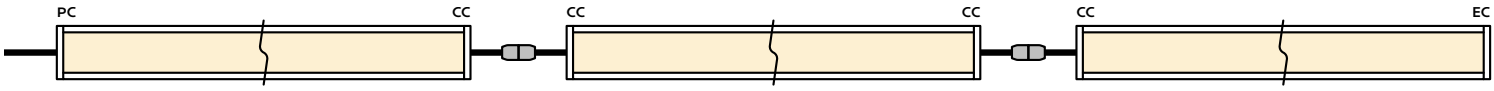

PC = Power Connector
Start of Run

CC = Continuous Connector
Continuous Connection

EC = End Cap
End of Run

- Specifying a layout is not required to place an order.
- Configuration code applies to full length ordered and will be built per the Continuous Run models on Design Guidelines.
- Connector type subject to change based on availability and listing. Refer to Design Guidelines for details.

HOW TO SPECIFY CONFIGURATIONS

Example: 20' Straight Run

- 1x A1-ZAKY-STN-CL-4W-10V-35K-DRY-NA-20'-PC-EC

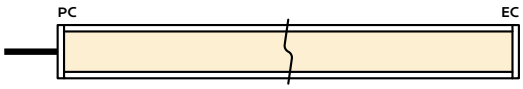

Example: 25' L-Shaped Run

- 1x A1-ZAKY-STN-CL-4W-10V-35K-WET-NA-12'-PC-CC
- 1x A1-ZAKY-STN-CL-4W-10V-35K-WET-NA-6'-CC-EC

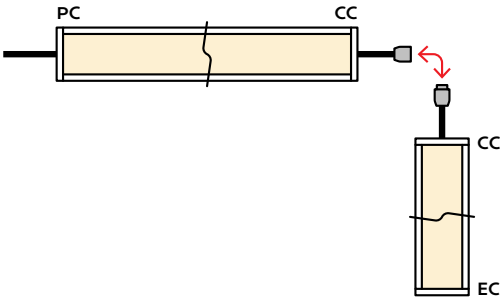

Example: 30' U-Shaped Run

- 1x A1-ZAKY-STN-CL-4W-10V-35K-DRY-NA-6'-PC-CC
- 1x A1-ZAKY-STN-CL-4W-10V-35K-DRY-NA-18'-CC-CC
- 1x A1-ZAKY-STN-CL-4W-10V-35K-DRY-NA-6'-CC-EC

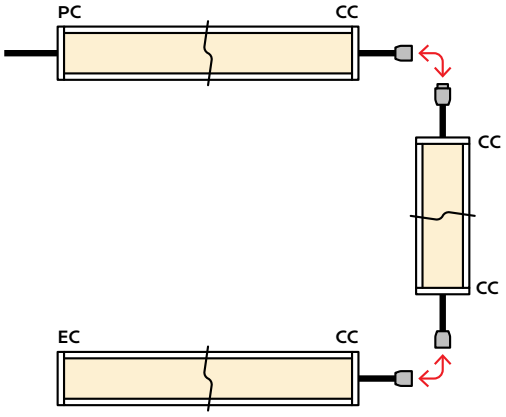

Example: 28' Rectangle Shaped Run

- 1x A1-ZAKY-STN-CL-4W-10V-35K-WET-NA-11'-PC-CC
- 1x A1-ZAKY-STN-CL-4W-10V-35K-WET-NA-3'-CC-CC
- 1x A1-ZAKY-STN-CL-4W-10V-35K-WET-NA-11'-CC-CC
- 1x A1-ZAKY-STN-CL-4W-10V-35K-WET-NA-3'-CC-EC

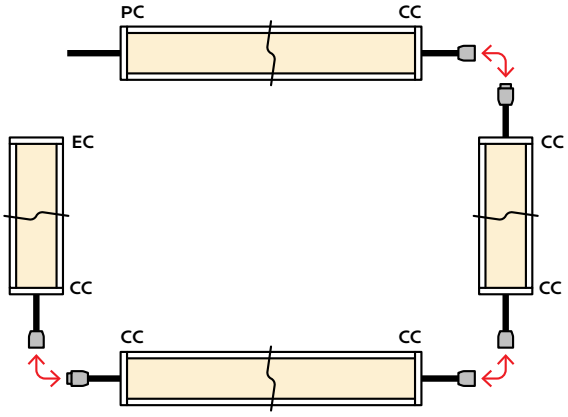

© ALUZ All Rights Reserved. ALUZ reserves the right to make changes or withdraw specifications without prior notice.