

CATALOG #: _____

TYPE: _____

PROJECT: _____

FEATURES

- Easily change the color temperature on-site with FieldSELECT technology
- Three switchable CCT settings provide ultimate flexibility – 3000K, 3500K and 4000K
- Small fixture profile allows inconspicuous placement in coves or confined spaces
- Round and square lensed fixtures provide a clean look for architectural environments
- Row applications produce continuous light with minimal interruption between fixtures
- Diffuse acrylic lens on 75R and 75S enhances uniformity and minimizes glare
- Variety of mounting accessories for surface and suspended applications
- Special reflectors are available to provide precise light distribution (75 only)
- High-performance up to 154 lm/W
- Made Right Here[®] in the USA



ORDERING EXAMPLE: 75 - 4 - L60/8FS - OPTIONS - CONTROL/DIM - UNV

ORDERING INFO

SERIES	LENGTH ^[1]	LUMENS ^[2]	CRI	CCT	OPTIONS ^[3]
75	2 2'	2'	8	80	FS FieldSELECT 3000K, 3500K, 4000K ^[5]
75R	4 4'	L15 1,500lm			EM/7WLP Low-profile 7-watt emergency battery ^[6]
75S	8 8' ^[4]	L20 2,000lm			EM/7WRM Remote mount 7-watt emergency battery
		L30 3,000lm			EM/10WLP Low-profile 10-watt emergency battery ^[7]
		4'			EM/10WRM Remote mount 10-watt emergency battery
		L27 2,700lm			QC__ Quick-connect wiring harness. ^[8]
		L45 4,500lm			WG-75 11-gauge white powder coat wireguard ^[9]
		L60 6,000lm			315 1-1/2" ceiling spacer
8'	L56 5,600lm			VBV (2) Y-hangers	
	L90 9,000lm			VBV-2 (2) Y-hangers with 2' chains	
	L120 12,000lm			RA-75 Row aligner ^[10]	
				45AMB (2) 45° adjustable mounting brackets ^[11]	

AIRCRAFT CABLES (EXAMPLE: ACF/D48) ^[12]

Prefix	Type	Length
ACF/	Feeder	D 1" grid & hardpan 24 24"
ACJ/	Joiner	N 9/16" grid 48 48"
		S Slot grid 96 96"

SPECIFICATIONS

- HOUSING – 22-gauge die-formed C.R.S.
- FINISH – 92% minimum average reflective white polyester powder coat bonded to phosphate-free, multi-stage pretreated metal. All parts painted after fabrication to facilitate installation, increase efficiency, and inhibit corrosion.
- ELECTRICAL – High-quality mid-power LED boards with switchable CCT – 3000K, 3500K, and 4000K. L70 >50,000 hours. FieldSELECT products use LEDs of multiple CCTs and may produce a perceptibly different shade of white from single-CCT products at the same CCT. All CCTs are within 3 MacAdams ellipses.
- MOUNTING – Surface (ceiling or wall) or suspended (hanging hardware required).
- LISTINGS –
 - cETLus conforms to UL STD 1598. Certified to CAN/CSA STD C22.2 No. 250.0. Suitable for dry locations.
 - Complies with the Buy American Act and other federal regulations. Request certification at hew.com/baa.
- WARRANTY – 5-year limited warranty, see hew.com/warranty.

CONTROL ^[13]

- None
- VDO Lutron Vive integral fixture control, RF with daylight and occupancy sensor (DFCSJ-OEM-OCC) ^[15]
- VRF Lutron Vive integral fixture control, RF only (DFCSJ-OEM-RF) ^[16]

DRIVER ^[14]

- DIM Dimming driver
- DRV Non-dimming driver
- DSR Sensor-ready driver ^[17]

VOLTAGE

- 120 120V
- 277 277V
- UNV 120-277V
- 347 347V ^[18]

NOTES

- ¹ For actual length, see page 3 for FIXTURE DETAILS.
- ² Lumen output based on 3500 CCT. Actual lumens may vary +/-5%, see page 2 for FIXTURE PERFORMANCE DATA.
- ³ See page 3 for FINISH OPTIONS. See page 4 for MOUNTING DETAILS. See page 4 for SPECIAL REFLECTORS.
- ⁴ 75R and 75S ships with (2) 4' lenses.
- ⁵ See page 3 for FIXTURE DETAILS.
- ⁶ 4' and 8' only.
- ⁷ 4' and 8' only.
- ⁸ See page 4 for QUICK-CONNECT OPTIONS.
- ⁹ Shipped separately, field-installed.
- ¹⁰ Required when row mounting with aircraft cables.
- ¹¹ Cord recommended, ships separately. Field-adjustable up and down in 7-1/2" increments.
- ¹² Units specified with aircraft cable require cord. See page 4 for MOUNTING DETAILS. Requires RA-75 row aligner. See page 4 for MOUNTING DETAILS.
- ¹³ See page 5 for ADDITIONAL CONTROL OPTIONS. See page 5 for SENSOR PLACEMENT DETAILS.
- ¹⁴ See page 5 for ADDITIONAL DRIVER OPTIONS.
- ¹⁵ DSR or LDE Drivers only. LDE drivers require driver interface.
- ¹⁶ DSR or LDE Drivers only. LDE drivers require driver interface.
- ¹⁷ VDO and VRF Controls only.
- ¹⁸ Not available with EM batteries.



FIXTURE PERFORMANCE DATA

		75 (NO LENS)		75R & 75S	
LED PACKAGE	WATTAGE	DELIVERED LUMENS	EFFICACY (lm/W)	DELIVERED LUMENS	EFFICACY (lm/W)
2'	L15	10.5	1586	151	1491
	L20	13.9	2076	149	1951
	L30	20.0	3078	153	2893
4'	L27	17.5	2699	154	2537
	L45	29.6	4654	157	4375
	L60	40.3	6157	152	5788
8'	L56	34.7	5709	164	5366
	L90	57.2	9140	159	8592
	L120	76.9	12149	158	11420

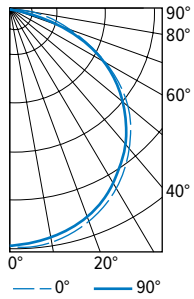
MULTIPLIER TABLE

COLOR TEMPERATURE	
CCT	CONVERSION FACTOR
3000K	0.94
3500K	1.00
4000K	0.95

- Photometrics tested in accordance with IESNA LM-79. Results shown are based on 25°C ambient temperature.
- Wattage shown is based on 120V input.
- Results based on 3500K, 80 CRI, actual lumens may vary +/-5%
- To calculate lumen output in emergency mode, multiply the battery wattage by the efficacy.
- Use multiplier table to calculate additional options.

PHOTOMETRY

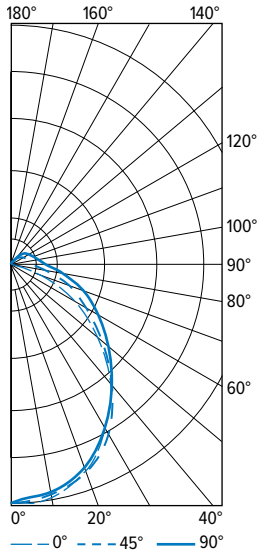
75-4-L60/8FS-DIM_3500K Total Luminaire Output: 6157 lumens | 40.3 Watts | Efficacy: 153 lm/W | 80 CRI; 3500K CCT



VERTICAL ANGLE	HORIZONTAL ANGLE			ZONAL LUMENS
	0°	45°	90°	
0	2090	2090	2090	
5	2106	2084	2076	198
15	2047	2021	2015	572
25	1922	1894	1884	876
35	1743	1708	1687	1071
45	1491	1448	1437	1121
55	1180	1140	1126	1021
65	811	772	756	773
75	420	392	383	420
85	75	84	73	104
90	7	10	7	

LUMEN SUMMARY	ZONE	LUMENS	% FIXTURE
	0 - 30	1645	27
	0 - 40	2716	44
	0 - 60	4858	79
	0 - 90	6155	100
	0 - 180	6157	100

75R-4-L60/8FS_3500K Total Luminaire Output: 5788 lumens | 40.3 Watts | Efficacy: 144 lm/W | 80 CRI; 3500K CCT

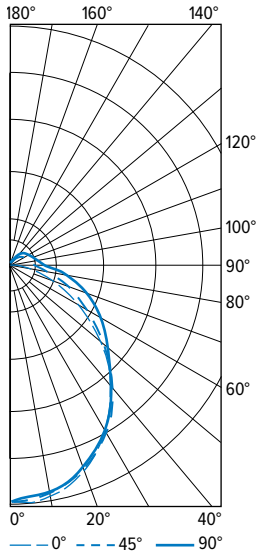


VERTICAL ANGLE	HORIZONTAL ANGLE			ZONAL LUMENS
	0°	45°	90°	
0	1854	1854	1854	
5	1874	1848	1825	176
15	1789	1785	1772	502
25	1612	1649	1661	757
35	1369	1459	1509	904
45	1058	1195	1303	916
55	717	926	1064	811
65	443	673	798	637
75	191	450	554	438
85	45	287	358	270
90	6	222	291	
95	1	178	235	161
105	0	107	157	97
115	0	67	106	59
125	0	38	73	34
135	0	20	45	17
145	0	9	25	7
155	0	4	12	2
165	0	0	3	0
175	0	0	0	0
180	0	0	0	

LUMEN SUMMARY	ZONE	LUMENS	% FIXTURE
	0 - 30	1435	25
	0 - 40	2339	40
	0 - 60	4066	70
	0 - 90	5411	94
	90 - 120	317	6
	90 - 150	374	7
	90 - 180	377	7
	0 - 180	5788	100



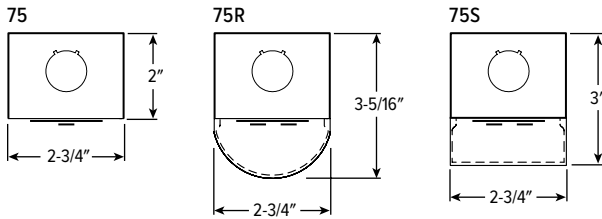
75S-4-L60/8FS_3500K Total Luminaire Output: 5788 lumens | 40.3 Watts | Efficacy: 144 lm/W | 80 CRI; 3500K CCT



VERTICAL ANGLE	HORIZONTAL ANGLE			ZONAL LUMENS
	0°	45°	90°	
0	1953	1953	1953	
5	1970	1944	1917	185
15	1882	1866	1843	524
25	1681	1689	1660	774
35	1407	1437	1405	891
45	1084	1110	1132	864
55	752	829	923	751
65	442	600	730	590
75	193	387	532	402
85	34	231	351	237
90	0	176	278	
95	0	164	246	160
105	0	143	208	132
115	0	122	183	107
125	0	99	155	79
135	0	69	118	51
145	0	42	80	27
155	0	26	45	11
165	0	12	22	3
175	0	0	0	0
180	0	0	0	

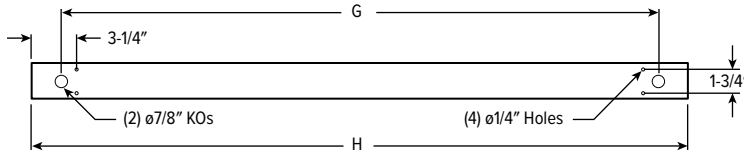
LUMEN SUMMARY	ZONE	LUMENS	% FIXTURE
	0 - 30	1483	26
	0 - 40	2374	41
	0 - 60	3989	69
	0 - 90	5218	90
	90 - 120	398	7
	90 - 150	555	10
	90 - 180	570	10
	0 - 180	5788	100

CROSS SECTIONS



FIXTURE DETAILS

BACKVIEW




	7/8" KOs (G)	ACTUAL FIXTURE LENGTH (H)
2'	18-3/8"	22-1/2"
4'	40-1/2"	44-5/8"
8'	85-1/8"	89-1/4"

FIELDSELECT SWITCH DETAIL



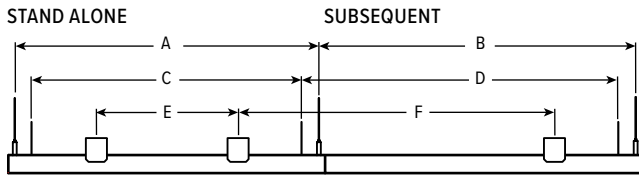
FINISH OPTIONS



For custom color, please specify RAL code or a manufacturer code with description. All custom colors other than RAL require two sample swatches, minimum 1" square.



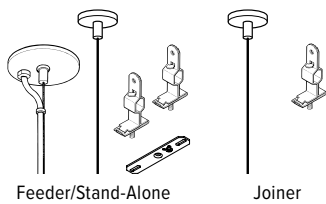
MOUNTING DETAILS



MOUNTING LENGTH

	AIRCRAFT CABLE		VBY HANGER		315 SPACER	
	A	B	C	D	E	F
2'	21-1/2"	22-1/2"	19"	22-1/2"	10"	22-1/2"
4'	43-5/8"	44-5/8"	41-1/4"	44-5/8"	32"	44-5/8"
8'	88-3/16"	89-1/4"	85"	89-1/4"	77"	89-1/4"

STANDARD HARDWARE FOR SUSPENDED PRODUCT (Grid and Hardpan)



Notes:

- Fixtures are provided with adjustable length aircraft cables and mounting hardware, must specify.
- Electrical supply is brought into the feeder fixture, either as part of a row or as a stand-alone unit. Joiner fixtures complete the row.
- The feeder kits are standard with a 5" canopy to cover the junction box and a 2" canopy at the non-feed point. No J-box is required at non-feed points.

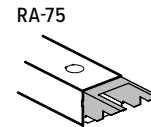
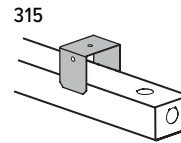
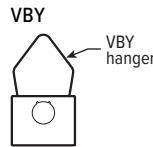
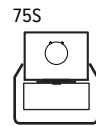
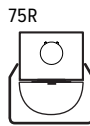
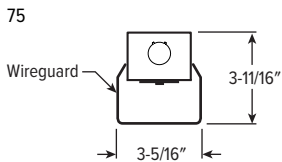
CORD FOR SUSPENDED PRODUCT

Units specified with aircraft cable require cord. Please specify cord type using ordering information below. Long fixture rows may require multiple feed points based on 18ga conductor size.

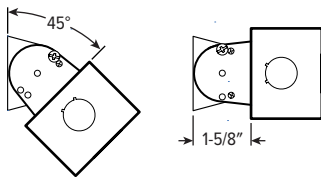
EXAMPLE: S2438D/W				
CORD TYPE	LENGTH	# OF COND. ⁽¹⁾	WIRE SIZE	COLOR
S	24 24"	3	8D 18ga	/W White /B Black
	48 48"	4		
	96 96"	5		

¹ Includes (2) 22ga purple & pink dimming conductors

WG-75



45AMB

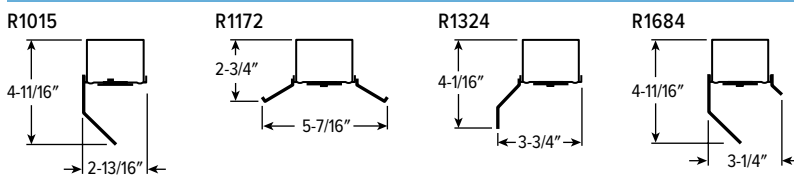


QUICK-CONNECT OPTIONS

Note: Quick-connect wiring required for row mounting. All QC harnesses contain (5) 16ga conductors plus ground.

DESIGNATION	NUMBER OF 16GA WIRES FACTORY CONNECTED (EXCLUDING GROUND)	WIRE COLOR/POWER SUPPLY FACTORY CONNECTIONS	TYPICAL USE
QCBW	2	Black, White	On/off switching (DRV) or line voltage dimming (DIM LINE)
QCRW	2	Red, White	Alternating circuits on/off switching (DRV) or line voltage dimming (DIM LINE)
QCBRW	3	Black, Red, White	On/off switching (DRV) or line voltage dimming when equipped with EM battery packs
QCBW/PK	4	Black, White, Purple, Pink	Single circuit with 0-10V low voltage dimming (DIM)
QCRW/PK	4	Red, White, Purple, Pink	Alternating circuits on/off switching with 0-10V low voltage dimming (DIM)
QCBRW/PK	5	Black, Red, White, Purple, Pink	On/off switching when equipped with EM battery packs and 0-10V dimming (DIM)
QCBW/RPK	5	Black, White, Red, Purple, Pink	On/off switching with 0-10v dimming and 0-10v tunable using shared common
QCUU	N/A	N/A	QC harness passes through fixture, but is not connected to it

SPECIAL REFLECTORS

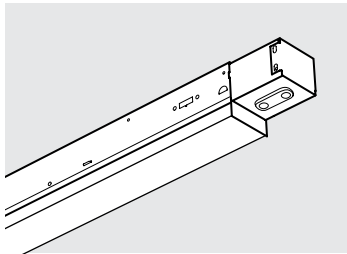


Reflectors are ordered separately, only available with 75, cannot be used with wireguard accessories.

Example: R1172-4-75LED REFL



SENSOR PLACEMENT DETAILS



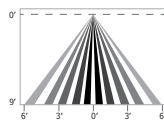
ADDITIONAL CONTROL OPTIONS

VDO Lutron Vive integral fixture control, RF with daylight and occupancy sensor (DFCSJ-OEM-OCC). DSR or LDE Drivers only. LDE drivers require driver interface

SPECIFICATIONS	
TYPE	PIR Motion + Daylight
MOUNTING HEIGHT	8' – 12'
DETECTION ANGLE	360°
TEMPERATURE RANGE	0° to 55°C
RELATIVE HUMIDITY	0 to 90%, non-condensing
COMMISSIONING	App (iOS or Android)
MANUFACTURER	Lutron

SENSOR COVERAGE PATTERNS

9' height: ø12' coverage



Motion Sensor Coverage

CEILING HEIGHT	COVERAGE AREA (SQ FT)
8'	114
9'	144
10'	178
12'	256

SENSOR DETAIL



Dimensions: 2-11/16" x 1"

VIVE CONTROL OPTIONS

CATALOG NUMBER	DESCRIPTION
VRF	Lutron Vive integral fixture control, RF only (DFCSJ-OEM-RF), for use with sensor-ready driver
VDO	Lutron Vive integral fixture control, RF with daylight and occupancy sensor (DFCSJ-OEM-OCC), for use with sensor-ready driver
VRF/DBI	Lutron Vive integral fixture control, RF only (DFCSJ-OEM-RF) and digital link interface, for use with Lutron Hi-lume 1% EcoSystem dimming LED driver
VDO/DBI	Lutron Vive integral fixture control, RF with daylight and occupancy sensor (DFCSJ-OEM-OCC) and digital link interface, for use with Lutron Hi-lume 1% EcoSystem dimming LED driver

ADDITIONAL DRIVER OPTIONS

Note: Lumen restrictions apply, consult product builder at hew.com/product-builder.

CATALOG NUMBER	DESCRIPTION
DRV	Driver prewired for non-dimming applications
DIM	Dimming driver prewired for 0-10V low voltage applications
DIM1	1% dimming driver prewired for 0-10V low voltage applications
DIM LINE	Line voltage dimming driver (TRIAC and ELV compatible, 120V only)
DIM TRC	Line voltage dimming driver (TRIAC compatible, 120V only)
DSR	Sensor-ready driver (DALI-D4I)
SD40	40% step-dimming driver
SD50	50% step-dimming driver
DALI	DALI dimming driver
LDE1	Lutron Hi-lume 1% EcoSystem dimming LED driver

