

FORM AND FUNCTION

- Sleek, low profile housing
- Engineered for optimum thermal management
- Reduces energy consumption and costs up to 65%
- Exceeds IES foot candle levels utilizing the least number of poles and fixtures per project
- Optical system designed specifically for Sports Field Lighting

CONSTRUCTION

- Aluminum
- External cooling fins
- Corrosion resistant external hardware

FINISH

- 3-5 mils electrostatic powder coat.
- NLS' standard high-quality finishes prevent corrosion protects against and extreme environmental conditions

WARRANTY


Five-year limited warranty for drivers and LEDs.

LISTINGS

- Certified to UL 1598
- UL 8750
- CSA C22.2 No. 250.0



Star Power Patent number: 10168023



STAR POWER™ OPTICAL SYSTEM

The Star Power™ reflector is an excellent system which provides great value and performance.



LED WATTAGE CHART

	208L	224L	240L	256L
1050 milliamps	662w	711w	760w	809w

Project Name:

Type:

--	--	--	--	--	--	--	--	--

Cat#	Light Dist.	# of LEDs	Milliamps	Kelvin	Volts	Mounting	Color	Options
VUE-4 (VUE-4)	Type 4 (T4)	208 (208L)	1050 (1)	2700K, 70 CRI (27K7)	120-277 (UNV)	Knuckle Mount (KM)	Bronze Textured (BRZ)	Bird Spikes (BS) Marine Grade Finish (MGF) Button Photocell (PC)Ⓢ Nema 7-Pin Receptacle (PE7) Photocell + Receptacle (PCR)Ⓢ Receptacle + Shorting Cap (PER)Ⓢ Integral FSP-211 Motion Sensor (FSP-20)Ⓢ For 9' to 20' (FSP-40)Ⓢ For 21' to 40' Front Side Shield (FSS) House Side Shield (HSS)
	Tennis Optic (TT)	224 (224L)		2700K, 80 CRI (27K8)Ⓢ	347-480 (HV)	Trunnion Mount (TM)Ⓢ	White Textured (WHT)	
		240 (240L)		3000K, 70 CRI (30K7)		Mast Arm Mount (MA)	Smooth White Gloss (SWT)	
		256 (256L)		3000K, 80 CRI (30K8)Ⓢ		Tennis Arm Mount (TA)	Silver (SVR)	
				3500K, 80 CRI (35K8)Ⓢ			Black Textured (BLK)	
				4000K, 70 CRI (40K7)			Smooth Black Gloss (SBK)	
				4000K, 80 CRI (40K8)Ⓢ			Graphite Textured (GPH)	
				5000K, 70 CRI (50K7)			Grey Textured (GRY)	
				5000K, 80 CRI (50K8)Ⓢ			Custom (CS)	

Notes:
 ① Consult Factory for Lead Time. Consult Factory for 90 CRI Requests.
 ② Standard finish is stainless steel. Can be painted to match fixture.
 ③ Universal Voltage 120-277
 ④ 7-Pin Standard

ELECTRICAL

- 120-277 Volts (UNV) or 347-480 Volts (HV)
- 0-10V dimming driver
- Driver power factor at maximum load is $\geq .95$, THD maximum load is 15%
- LED Drivers Ambient Temp. Min is -40°C and Ambient Temp. Max ranges from 50°C to 55°C and, in some cases, even higher. Consult the factory for revalidation by providing the fixture catalog string before quoting and specifying it.
- All internal wiring UL certified for 600 VAC and 105°C
- All drivers, controls, and sensors housed in enclosed IP-65 compartment
- CRI 70, 80 or 90
- Color temperatures: 2700, 3000K, 3500K, 4000K, 5000K
- Surge Protection: 20KA supplied as standard.

OPTIONS

- **BIRD SPIKES (BS)**—offers effective and humane deterrent for larger bird species and provides cost-effective long-term solution to nuisance bird infestations and protect your property.
- **MARINE GRADE FINISH (MGF)**—A multi-step process creating protective finishing coat against harsh environments.
 - Chemically washed in a 5 stage cleaning system.
 - Pre-baked
 - Powder coated 3-5 mils of Zinc Rich Super Durable Polyester Primer.
 - 1-2 feet inside pole coverage top and bottom.
 - Oven Baked.
 - Finished Powder Coating of Super Durable Polyester Powder Coat 3-5 mil thickness.
- **SHIELDS (FSS)**—Front-Side Shield (FSS) is a single-sided shield allowing partial cut-off on either side or front of luminaire.

CONTROLS

- **FSP-211 (FSP-X)** Passive infrared (PIR) sensor providing multi-level control based on motion/daylight contribution.
 - All control parameters adjustable via wireless configuration remote storing and transmitting sensor profiles.
 - FSP-20 mounting heights 9-20 feet
 - FSP-40 mounting heights 21-40 feet.
 - Includes 5 dimming event cycles, 0-10V dimming with motion sensing, re-programmable in the field.
 - FSIR-100 commissioning remote is required to change sensor settings. Please contact factory for ordering.

PHOTOCELL

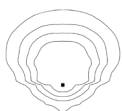
- **NEMA 7-PIN RECEPTACLE (PE7)** An ANSI C136.41-2013 receptacle provides electrical and mechanical interconnection between photo control cell and luminaire. Dimming receptacle available two or four dimming contacts supports 0-10 VDC dimming methods or Digital Addressable Lighting Interface (DALI), providing reliable power interconnect.

- **PHOTOCELL + RECEPTACLE**
- **RECEPTACLE + SHORTING CAP**

OPTICS

Recessed Star Power Optical System is 95% reflective material. Utilizes a linear diffused pattern, softening the light distribution and eliminating any dark shadows or striations.

- IES Types



TYPE IV (T4)

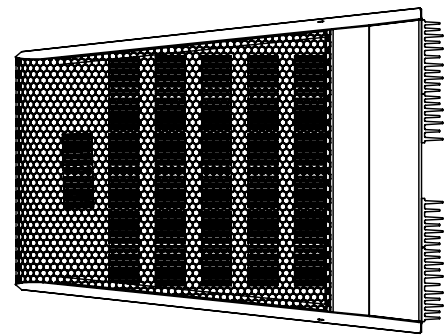


TYPE T (TT)

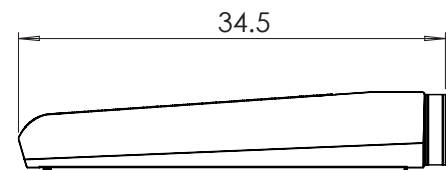
The information and specifications on this document are subject to change without any notification. All values are design, nominal, typical or prorated values when measured under internal and external laboratory conditions.

VUE-4
Weight: 75 lbs
With Internal Driver

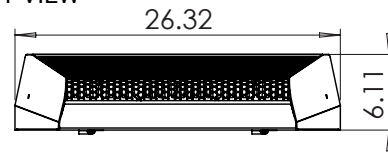
TOP VIEW



SIDE VIEW



FRONT VIEW



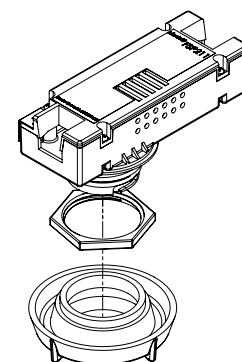
EPA

EPA	VUE-4	VUE-4 HSS	VUE-4 FSS	VUE-4 4SS
Single	1.6	1.25	2.24	2.24

DPX ARM LENGTH

	SGL	D90	D180	T90	T120	QD
VUE-4	6"	16"	6"	16"	16"	16"

FSP-211



VUE - LUMEN DATA CHART

PART NUMBER	T4 OPTIC	Lm/W	T4-FSS OPTIC	Lm/W	TT OPTIC	Lm/W	TT-FSS OPTIC	Lm/W	WATT
VUE-4-208L-1-40K7	69510	105	68848	104	69510	105	68848	104	662
VUE-4-208L-1-50K7	71496	108	72158	109	71496	108	72158	109	662
VUE-4-224L-1-40K7	74655	105	73944	104	74655	105	73944	104	711
VUE-4-224L-1-50K7	76788	108	77499	109	76788	108	77499	109	711
VUE-4-240L-1-40K7	79800	105	79040	104	79800	105	79040	104	760
VUE-4-240L-1-50K7	82080	108	82257	109	82080	108	82840	109	760
VUE-4-256L-1-40K7	84945	105	84136	104	84945	105	84136	104	809
VUE-4-256L-1-50K7	87372	108	88181	109	87372	108	88181	109	809

Lumen Maintenance Data

Ambient Temperature	Drive Current	L90 Hours*	L70 Hours**	30,000 Hours*	50,000 Hours*	60,000 Hours*	100,000 Hours**
25°C	1050mA	38,000	96,000	93.0%	85.4%	81.8%	68.8%

*Reported extrapolations per IESNA TM-21 **Projected extrapolations per IESNA TM-21

MOUNTING OPTIONS



Knuckle Mount

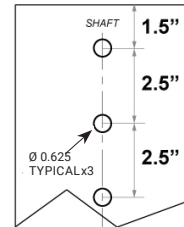


Trunnion Mount

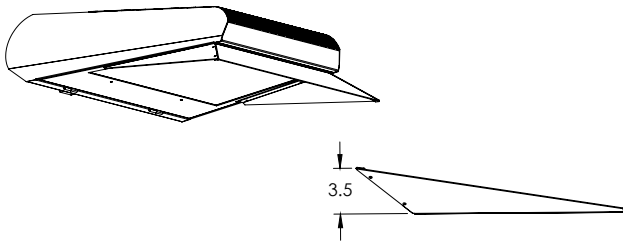


Direct Pole Mount

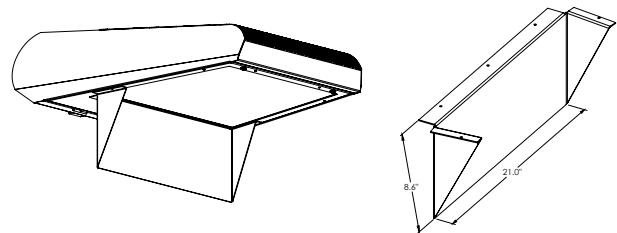
2X6 DRILL PATTERN (VUE-3 & VUE-4)



OPTIONAL SHIELDS



FRONT SIDE SHIELD (FSS)



HOUSE SIDE SHIELD (HSS)