


Project Name:	Type:
Part Number:	Date:

3N1 5" SURFACE MOUNT

SPECIFICATION FEATURES

- **Mechanical** - Die cast aluminum heat sink. Polycarbonate trim. Smooth diffuse polycarbonate lens. Galvanized steel bracket mounts to industry standard 4" junction boxes from below the ceiling.
- **Electrical** - Universal 120-277V or 120V only, 50/60 Hz drivers available. Universal voltage, 0-10V drivers are dimmable to 5%. 120V drivers are dimmable to 10% using TRIAC or ELV dimmers.
- **Optical** - Edge lighting technology featuring a PMMA light guide plate and smooth polycarbonate lens ensures an even light emitting surface. 110° beam angle. Using SelectKelvin technology, field select color temperature between 3000K/3500K/4000K with a minimum of 90 CRI.
- **Thermal** - Die cast heat sink maximizes passive thermal management and achieves a L70 rated lifetime of 50,000 hours. Ambient temperature rated from -22°F to 95°F (-30°C to 35°C).
- **Compliance and Warranty** - ETL Classified and Listed for wet locations. Certified air-tight per ASTM 283-04. IC Rated for direct contact with insulation. Complies with FCC 47CFR Part 15B consumer limits for EMI/RFI emissions. Compliant with NFPA® 70, NEC® Section 410.16 (A)(3) and 410.16 (C)(5). 5 year parts warranty for complete fixture.



060223



BENEFITS

- Installs almost anywhere with Air-Tight, IC and Wet Location ratings
- Three mounting options, with J-box, recessed housing or direct ceiling
- Field selectable CCT
- 0-10V or 120V dimmable

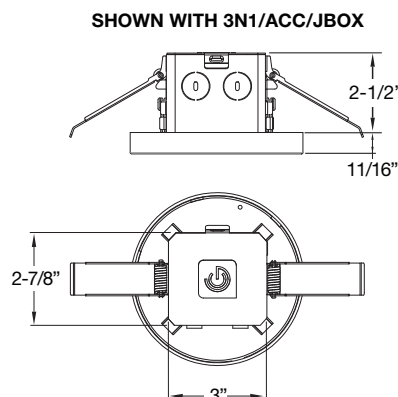
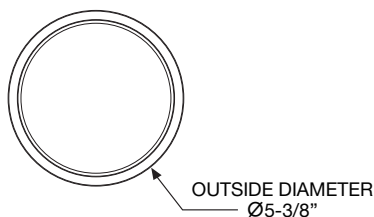
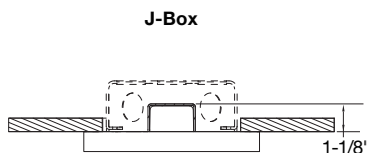
APPLICATIONS

- Commercial – Offices, Common Areas, Vestibules, Storage Closets
- Residential – Bathrooms, Laundry Rooms, Kitchens, Closets, Garages
- Hospitality – Hallways, Bathrooms, Bedrooms, Storage Rooms

ORDERING INFORMATION

Series	Size	CRI	CCT	Dimming
<input checked="" type="checkbox"/> 3N1 3 N 1	<input checked="" type="checkbox"/> 5 5" 700lm	<input checked="" type="checkbox"/> 90 CRI 90	<input checked="" type="checkbox"/> CCTS Selectable CCT 3000/3500/4000K	<input type="checkbox"/> DIM120V 120V Forward and Reverse Phase Dimming <input type="checkbox"/> DIM010UNV Universal 120-277V, 0-10V dimming

LINE DRAWINGS

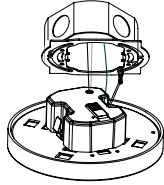


Ceiling Cutout	
Minimum	Maximum
Ø4-3/8"	Ø4-3/4"

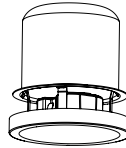
3N1 5" SURFACE MOUNT

INSTALLATION METHODS

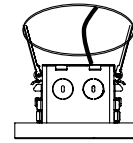
Junction Box Mount



4" Recessed Housing



Direct Ceiling Mount

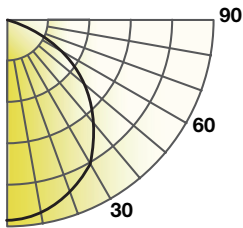


TECHNICAL INFORMATION

Dimming	Input Voltage	Input Frequency	Input Current	Input Power	THD Power	Power Factor
DIM120V	120V	50 / 60Hz	0.084A max	10W	<20%	>0.9
DIM010VUNV	120V	50 / 60Hz	0.084A max	10W	<20%	>0.9
	277V		0.044A max			

PHOTOMETRY

3N1/5/90/CCTS/DIM120V (3500K Selected)



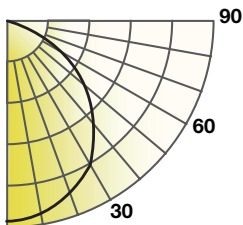
Lumens: 785 lm
 CBCP: 273 cd
 Power: 9.9 W
 Efficacy: 80 lm/W
 CRI: 90+
 Spacing Criteria: 1.26
 Beam Angle: 113°

Candlepower Distribution	
Angle (°)	Average (cd)
10	268
20	254
30	232
40	202
50	165
60	122
70	74
80	30
90	0

Initial Footcandles		
Height (ft)	Fc	Diameter (ft)
8	6	24.3
10	4	30.4
12	3	36.5
14	2	42.5
16	2	48.6

Zonal Lumen Summary		
Zone	Lumens	%Fixture
0-30	212	27%
0-40	349	45%
0-60	619	79%
0-90	785	100%

3N1/5/90/CCTS//DIM010UNV (3500K Selected)



Lumens: 774 lm
 CBCP: 270 cd
 Power: 9.5 W
 Efficacy: 82 lm/W
 CRI: 90+
 Spacing Criteria: 1.26
 Beam Angle: 113°

Candlepower Distribution	
Angle (°)	Average (cd)
10	270
20	252
30	230
40	200
50	163
60	120
70	74
80	30
90	0

Initial Footcandles		
Height (ft)	Fc	Diameter (ft)
8	6	24.3
10	4	30.3
12	3	36.4
14	2	42.5
16	2	48.5


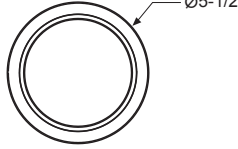

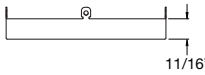

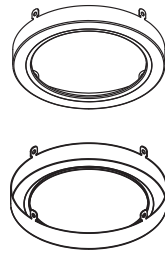

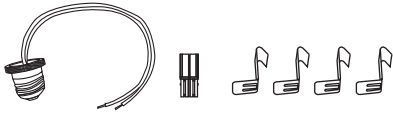

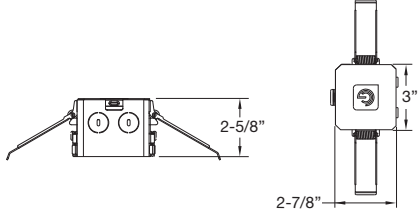

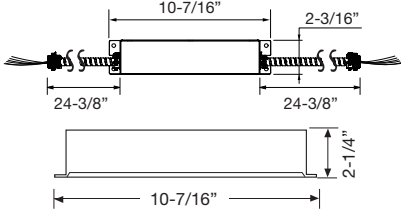
Zonal Lumen Summary		
Zone	Lumens	%Fixture
0-30	210	27%
0-40	345	45%
0-60	612	79%
0-90	774	100%



3N1 5" SURFACE MOUNT

NOMINAL PERFORMANCE						
	3N1/5/90/CCTS/DIMxxxx					
CCT	3000K		3500K		4000K	
Dimming	120V Dimming	0-10V	120V Dimming	0-10V	120V Dimming	0-10V
Output	10.2W	10.0W	9.9W	9.5W	9.6W	9.7W
Lumens	744	736	785	774	783	775
LPW	73	73	80	82	82	80

ACCESSORY ORDERING INFORMATION

Product	Model	Description	Pictures	Dimension
35469	3N1/TRM/5/BL	5" 3N1 - Black Trim		
35470	3N1/TRM/5/BZ	5" 3N1 - Bronze Trim		
35471	3N1/TRM/5/BN	5" 3N1 - Brushed Nickel Trim		
35478	3N1/ACC/4CAN	4" Can Installation Accessories		
35480	3N1/ACC/JBOX	Direct Mount Accessory J-Box ¹		
98003	23EMDRIVER	California Title 20 Compliant 23W Emergency LED Driver (Field Installation)		

¹ A 90° flex connector (provided by others) must be used when installing incoming power with MC cable to the knockouts on the j-box.



3N1 5" SURFACE MOUNT

ORDERING GUIDE

Product	Model
35462	3N1/5/90/CCTS/DIM120V
35466	3N1/5/90/CCTS/DIM010UNV

Note: All rights reserved. All sizes and specifications are subject to change at any time without notice.