

# C-EE-B-CHI-EMG-2L Series

Chicago-Approved LED Emergency Light | 6V Battery Backup



## Top-notch Chicago-Approved Emergency Lighting

Our C-Lite Chicago-Approved LED Emergency Light features 5.4W of remote capability and is available in 5000K, while delivering 335 lumens/head. While meeting the UL924, NFPA 101 Life Safety Code, NEC & OSHA codes. It's UL Listed for Damp Locations and operates on 120V or 277V.



### PRODUCT SPECIFICATIONS

#### OVERVIEW

- Input Power: 8.4W (120V) 9.4W (277V)
- Finish Color: White
- Operating Temperature Range: 68°F to 122°F (20°C to 50°C)
- Limited Warranty: 5-Year Limited (Housing & Electronics)  
2-Year Pro-Rated (Battery)
- UL Listed
- Meets UL924, NFPA 101 Life Safety Code, NEC & OSHA codes

FEATURES	RECOMMENDED USE	INPUT VOLTAGE
<ul style="list-style-type: none"> <li>• Chicago-Approved</li> <li>• 5.4W of remote head capability</li> </ul>	<ul style="list-style-type: none"> <li>• General Purpose Emergency Lighting</li> <li>• Indoor Commercial, Retail &amp; Industrial Applications in the city of Chicago</li> </ul>	<ul style="list-style-type: none"> <li>• 120V or 277V Operation</li> </ul>

### ORDERING INFORMATION

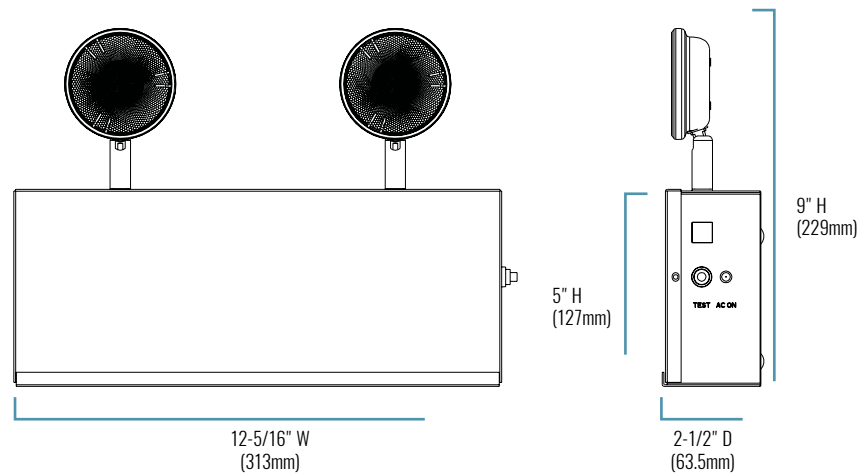
Example SKU: C-EE-B-CHI-EMG-2L-6W-RC-WH

C-EE	B	CHI	EMG	2L	6W	RC	WH
PRODUCT	SERIES	CITY	TYPE	HEADS	WATTAGE	REMOTE CAPABLE	HOUSING COLOR
C-EE	B	CHI Chicago-Approved	EMG LED Emer- gency Light	2L 2 Heads	6W 6-watt	RC Remote Capable	WH White

#### CERTIFICATIONS:



# C-EE-B-CHI-EMG-2L Series



## SERIES OVERVIEW

DIMENSIONS	PRODUCT WEIGHT
12-5/16" W x 9" H x 2-1/2" D	5.4 lbs.

## FIXTURE SPECIFICATIONS

<b>MATERIALS</b>	Durable, powder-coated 20 gauge steel housing construction Two 3.3W integrated heads are steel with polycarbonate lenses
<b>MOUNTING</b>	Universal knockout pattern on back plate for wall mount Side and top knockouts for conduit entry Mounting hardware included
<b>INCLUDES</b>	Sealed 6V lead acid maintenance free rechargeable battery backup (minimum 90 min.) Bi-color indicator light alerts occupant of battery condition (green-normal, red-check battery) Charge rate/power "ON" LED indicator light and push-to-test switch for mandated code compliance testing

## ELECTRICAL PERFORMANCE

OPERATING TEMPERATURE RANGE		DIMMABLE
68°F to 122°F (20°C to 50°C)		No
INPUT VOLTAGE	120V	277V
<b>CURRENT DRAW</b> (Amps):	0.08A	0.04A

## WARRANTY AND CERTIFICATIONS

WARRANTY	UL LISTED
5-Year Limited (Housing & Electronics) 2-Year Pro-Rated (Battery)	Damp Locations

**CA RESIDENTS WARNING:** Cancer and Reproductive Harm –  
www.p65warnings.ca.gov

US: [creelighting.com](http://creelighting.com), [e-conolight.com](http://e-conolight.com)

Distribution/Sales: 855-617-2733 Customer Service: 888-243-9445





Rev. Date: 12/05/2022

For informational purposes only. Content is subject to change. \*See [lighting.cree.com/warranty](http://lighting.cree.com/warranty) for details

**C-LITE**  
LED LIGHTING

# C-EE-B-CHI-EMG-2L Series

## ACCESSORIES

	<p><b>1W SINGLE REMOTE HEAD - WHITE</b></p> <p>SKU: <b>C-EE-A-EMG-1L-REM-WH</b>          USE: <b>Indoor</b></p>
	<p><b>1W SINGLE REMOTE HEAD - GRAY</b></p> <p>SKU: <b>C-EE-A-EMG-1L-REM-WET-GR</b>          USE: <b>Outdoor</b></p>
	<p><b>1W DOUBLE REMOTE HEAD - 2W TOTAL - WHITE</b></p> <p>SKU: <b>C-EE-A-EMG-2L-REM-WH</b>          USE: <b>Indoor</b></p>
	<p><b>1W DOUBLE REMOTE HEAD- 2W TOTAL -GRAY</b></p> <p>SKU: <b>C-EE-A-EMG-2L-REM-WET-GR</b>          USE: <b>Outdoor</b></p>