

# C-TR-C-FP14-SCCT Series

LED Field Selectable (Lumens and CCT) Flat Panel - 1' x 4'  
Replaces up to 2 x F32T8



## MULTIPLE FIXTURES IN ONE

Our C-Lite Backlit LED Selectable Flat Panel with optional Emergency Backup delivers versatility and value. Featuring both field selectable lumen packages (3590 / 3040 / 2280) and CCT (3500K / 4000K / 5000K), our Flat Panel offers nine possible fixtures in a single box. Backed with a 5-year limited warranty, from a trusted brand.



## PRODUCT SPECIFICATIONS

### OVERVIEW

- Initial Delivered Lumens: Field Selectable (3590 / 3040 / 2280)
- CRI:  $\geq 80$
- CCT: Field Selectable Color Temp (3500K/4000K/5000K)
- Mounting: Recessed, installs into conventional grid ceilings, optional surface mount or drywall grid adapter kit
- Input Power: (28W/24W/18W)
- Dimmable: 0-10 V Dimming to 10%
- Operating Temperature Range: -4°F to 104°F (-20°C to 40°C); minimum 32° F (0°C) (w/EB)
- Lifespan: Estimated L<sub>70</sub> Lifetime @ 25°C (77°F): > 100,000 hours
- Power Factor: > 0.9 at full load
- Total Harmonic Distortion: < 20 % at full load
- Limited Warranty: 5-Year\*
- Replaces up to: 2 x F32T8
- UL Listed

FEATURES	BENEFITS	RECOMMENDED USE
<ul style="list-style-type: none"> <li>• FCC Part 15, Subpart B, Class A limits for conducted and radiated emissions</li> <li>• Field Selectable (Lumens and CCT)</li> <li>• Integrated PMMA Lens and polystyrene diffuser</li> </ul>	<ul style="list-style-type: none"> <li>• IC Rated for direct contact with insulation</li> <li>• Fits in low-clearance drop ceilings</li> <li>• Fully tested and backed by Cree Lighting®</li> </ul>	<ul style="list-style-type: none"> <li>• Offices</li> <li>• Educational &amp; Retail</li> <li>• Commercial &amp; Institutional</li> </ul>

## ORDERING INFORMATION

Example: C-TR-C-FP14-S35L-SCCT-UL-WH

C-TR	C	FP14	S35L	SCCT	UL	WH		
PRODUCT	SERIES	STYLE	FIELD SELECTABLE LUMEN PACKAGE	FIELD SELECTABLE CCT	VOLTAGE	HOUSING COLOR	EMERGENCY BACKUP OPTION	CASE PACK QTY
C-TR	C	FP14 Flat Panel 1' x 4'	S35L 3590 Lumens (28W)* 3040 Lumens (24W) 2280 Lumens (18W)	SCCT Selectable CCT (Color Temperature) 3500K 4000K* 5000K	UL Universal 120-277 V Operation	WH White	[blank] w/o Emergency Backup option  EB Emergency Battery Backup (1500 lumens) - Provides 90 minutes of emergency operation	2 2-Pack - Not available with EB option

\*Default settings at time of shipping are 3590 lumens and 4000K.

## CERTIFICATIONS:

US: [creelighting.com](http://creelighting.com), [e-conolight.com](http://e-conolight.com)

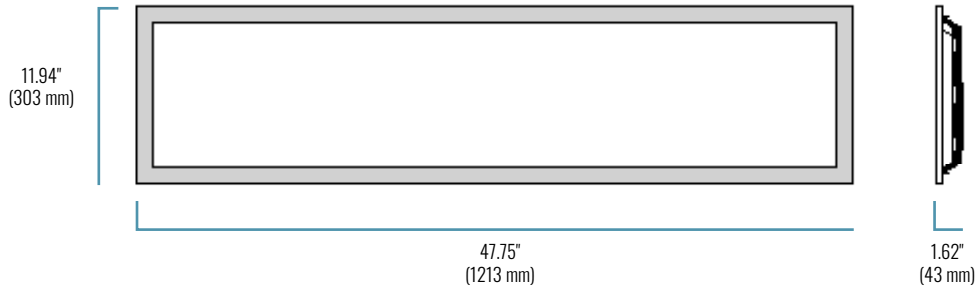
Distribution/Sales: 855-617-2733 Customer Service: 888-243-9445

Rev. Date: 07/25/2022

For informational purposes only. Content is subject to change. \*See [creelighting.com/resources/warranties](http://creelighting.com/resources/warranties) for details



# C-TR-C-FP14-SCCT Series



## SERIES OVERVIEW

DIMENSIONS	PRODUCT WEIGHT	MOUNTING HEIGHT	SPACING
47.75" (1213mm) L x 11.94" (303mm) W x 1.62" (43mm) H (without EB) 47.75" (1213mm) L x 11.94" (303mm) W x 3.0" (73mm) H (w/EB)	5.73 lbs (without EB) 11.0 lbs (w/EB)	8 to 12 feet	8'x 8' – 10'x 10'

## FIXTURE SPECIFICATIONS

<b>HOUSING</b>	Durable steel construction White Polyester Powder-Coat
<b>LENS ASSEMBLY</b>	Integrated PMMA Lens and polystyrene diffuser prevents hot spots, shadows and glare, while providing uniform illumination
<b>MOUNTING</b>	Recessed Installs into conventional grid ceilings Optional surface mount or drywall grid adapter kit

## LUMINAIRE AND ELECTRICAL PERFORMANCE

OPERATING TEMPERATURE RANGE	ESTIMATED L <sub>70</sub> LIFETIME @ 25°C (77°F)	POWER FACTOR	TOTAL HARMONIC DISTORTION	DIMMABLE
-4°F to 104°F (-20°C to 40°C); minimum 32° F (0°C) (w/EB)	> 100,000 Hours	> 0.9 at full load	< 20% at full load	0-10V Dimming to 10%

FIELD SELECTABLE LUMENS (35K/40K/50K)	SYSTEM WATTS (120-277V)	CURRENT DRAW (AMPS)			
		120V	208V	240V	277V
3590*	28W	0.23 A	0.13 A	0.12 A	0.10 A
3040	24W	0.20 A	0.12 A	0.10 A	0.09 A
2280	18W	0.15 A	0.09 A	0.08 A	0.06 A

\*Default settings at time of shipping are 3590 lumens and 4000K.





# C-TR-C-FP14-SCCT Series

## WARRANTY & CERTIFICATIONS

WARRANTY	cULus LISTED	DLC
5-Year Limited*	Damp Locations. Designed for indoor use only.	DLC Premium v5.1

## ACCESSORIES

	<p><b>SURFACE MOUNT KIT</b></p> <p>SKU: <b>C-ACC-PSMK14</b>            USE: For use when surface mounting to ceilings            ASSEMBLED DIMENSIONS: 47-7/8" L x 11-7/8" W x 2-1/2" H            NOTE: For use with C-TR-C-FP series panels only. Not for use with EB units.</p>
	<p><b>DRYWALL GRID ADAPTER</b></p> <p>SKU: <b>DGA14-WHT</b> (single-pack)  <b>DGA14-WHT-10PK</b> (10-pack)            USE: For use when mounting in drywall ceilings</p>

© 2022 Cree Lighting, A company of IDEAL INDUSTRIES. All rights reserved. For informational purposes only. Content is subject to change. Patent [www.creelighting.com/patents](http://www.creelighting.com/patents). C-Lite and the C-Lite logo are registered trademarks of Cree Lighting, A company of IDEAL INDUSTRIES. The cULus logo is a registered trademark of UL LLC. The DLC QPL, DLC QPL Premium and the DLC LUNA Logos are the registered and unregistered trademarks of Efficiency Forward, Inc.

US: [creelighting.com](http://creelighting.com), [e-conolight.com](http://e-conolight.com)

Distribution/Sales: 855-617-2733 Customer Service: 888-243-9445

Rev. Date: 07/25/2022

For informational purposes only. Content is subject to change. \*See [creelighting.com/resources/warranties](http://creelighting.com/resources/warranties) for details

**C-LITE**  
LED LIGHTING