

THE EDGE® Series

LED Security Wall Pack Luminaire

Rev. Date: V8 09/03/2021

Product Description

THE EDGE® wall mount luminaire has a slim, low profile design. The luminaire end caps are made from rugged die cast aluminum with integral, weathertight LED driver compartments and high performance aluminum heat sinks specifically designed for LED applications. Housing is rugged aluminum. Includes a lightweight mounting box for installation over standard and mud ring single gang J-Boxes. Secures to wall with four 3/16" (5mm) screws (by others). Conduit entry from top, bottom, sides and rear. Allows mounting for uplight or downlight. Designed and approved for easy through-wiring. Includes leaf/debris guard.

Applications: General area and security lighting

Performance Summary

Patented NanoOptic® Product Technology

Assembled in the U.S.A. of U.S. and imported parts

CRI: Minimum 70 CRI (4000K & 5700K); 80 CRI (3000K); 90 CRI (5000K)

CCT: Turtle Friendly Amber, 3000K (+/- 300K), 4000K (+/- 300K), 5000K (+/- 500K), 5700K (+/- 500K) standard

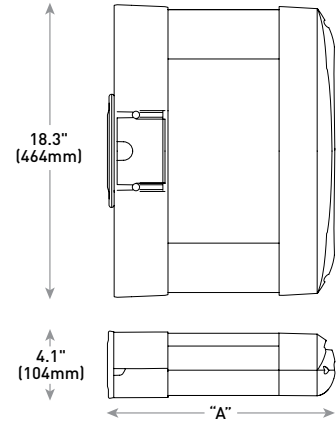
Limited Warranty*: 10 years on luminaire/10 years on Colorfast DeltaGuard® finish/1 year on accessories

* See <http://creelighting.com/warranty> for warranty terms

Accessories

Field-Installed		
Bird Spikes XA-BRDSPK	Beauty Plate WM-PLT12** - 12" (305mm) Square WM-PLT14** - 14" (356mm) Square - Covers holes left by incumbent wall packs	Hand-Held Remote XA-SENSREM - For successful implementation of the programmable multi-level option, a minimum of one hand-held remote is required

** Must specify color



LED Count (x10)	Dim. "A"	Weight
02	9.9" (251mm)	20 lbs. (9.1kg)
04	11.9" (303mm)	22 lbs. (10.0kg)
06	13.9" (353mm)	25 lbs. (11.3kg)
08	15.9" (404mm)	27 lbs. (12.2kg)
10	17.9" (455mm)	31 lbs. (14.1kg)
12	19.9" (505mm)	32 lbs. (14.5kg)

Ordering Information

Example: SEC-EDG-2M-WM-06-E-UL-SV-700

SEC-EDG		WM		E				
Product	Optic	Mounting	LED Count (x10)	Series	Voltage	Color Options	Drive Current	Options
SEC-EDG	2M Type II Medium 2MB Type II Medium w/BLS 2S Type II Short 2SB Type II Short w/BLS 3M Type III Medium 3MB Type III Medium w/BLS 4M Type IV Medium 4MB Type IV Medium w/BLS	WM Wall Mount	02 04 06 08 10 12	E	UL Universal 120-277V UH Universal 347-480V 34 347V	BK Black BZ Bronze SV Silver WH White	350 350mA 525 525mA 700 700mA -Available with 20-80 LEDs 700 700mA -Available with 20-60 LEDs	DIM 0-10V Dimming - Control by others - Refer to Dimming spec sheet for details - Can't exceed specified drive current - Not available with PML option F Fuse - Compatible only with 120V, 277V or 347V (phase to neutral) - Consult factory if fusing is required for 208V, 240V or 480V (phase to phase) - Refer to PML spec sheet for availability with PML options - When code dictates fusing, use time delay fuse P Photocell - Must specify UL or 34 voltage PML Programmable Multi-Level - Refer to PML spec sheet for details - Intended for downlight applications with 0° tilt 30K 3000K Color Temperature - Minimum 80 CRI - Color temperature per luminaire 40K 4000K Color Temperature - Minimum 70 CRI - Color temperature per luminaire 50K 5000K Color Temperature - Minimum 90 CRI - Color temperature per luminaire TRL Amber Turtle Friendly LEDs - Available only with 350mA - 600nm dominant wavelength - Additional shielding (by others) may be required for Florida Fish and Wildlife Conservation Commission compliance



US: creelighting.com (800) 236-6800

Canada: creelighting-canada.com (800) 473-1234

CREE ⇄ **LIGHTING**

Product Specifications

CONSTRUCTION & MATERIALS

- Slim, low profile design
- Luminaire sides are rugged die cast aluminum with integral, weathertight LED driver compartment and high performance aluminum heat sinks specifically designed for LED applications
- Housing is rugged aluminum
- Furnished with low copper, light weight mounting box designed for installation over standard and mud ring single gang J-Boxes
- Luminaire can also be direct mounted to a wall and surface wired
- Secures to wall with four 3/16" (5mm) screws (by others)
- Conduit entry from top, bottom, sides, and rear
- Allows mounting for uplight or downlight
- Designed and approved for easy through-wiring
- Includes leaf/debris guard
- Exclusive Colorfast DeltaGuard® finish features an E-Coat epoxy primer with an ultradurable powder topcoat, providing excellent resistance to corrosion, ultraviolet degradation and abrasion. Black, bronze, silver and white are available
- **Weight:** See Dimensions and Weight Chart on page 1

ELECTRICAL SYSTEM

- **Input Voltage:** 120–277V or 347–480V, 50/60Hz, Class 1 drivers
- **Power Factor:** > 0.9 at full load
- **Total Harmonic Distortion:** < 20% at full load
- Integral weathertight J-Box with leads (wire nuts) for easy power hook up
- Integral 10kV surge suppression protection standard
- When code dictates fusing, a slow blow fuse or type C/D breaker should be used to address inrush current
- **Maximum 10V Source Current:** 20 LED (350mA): 10mA; 20LED (525 & 700 mA) and 40-120 LED: 0.15mA

REGULATORY & VOLUNTARY QUALIFICATIONS

- cULus Listed
- Suitable for wet locations
- Meets FCC Part 15, Subpart B, Class A limits for conducted and radiated emissions
- Enclosure rated IP66 per IEC 60529 when ordered without P or PML options
- ANSI C136.2 10kV surge protection, tested in accordance with IEEE/ANSI C62.41.2
- Luminaire and finish endurance tested to withstand 5,000 hours of elevated ambient salt fog conditions as defined in ASTM Standard B 117
- DLC qualified with select SKUs. Refer to <https://www.designlights.org/search/> for most current information
- Meets Buy American requirements within ARRA
- **CA RESIDENTS WARNING:** Cancer and Reproductive Harm – www.p65warnings.ca.gov

Electrical Data*								
LED Count (x10)	CCT	System Watts 120-480V	Total Current (A)					
			120V	208V	240V	277V	347V	480V
350mA								
02	30K/40K/50K/57K	25	0.21	0.13	0.11	0.10	0.08	0.07
	TRL	19	0.16	0.09	0.08	0.07	0.05	0.04
04	30K/40K/50K/57K	46	0.36	0.23	0.21	0.20	0.15	0.12
	TRL	35	0.29	0.17	0.15	0.13	0.10	0.07
06	30K/40K/50K/57K	66	0.52	0.31	0.28	0.26	0.20	0.15
	TRL	50	0.41	0.24	0.21	0.18	0.14	0.10
08	30K/40K/50K/57K	90	0.75	0.44	0.38	0.34	0.26	0.20
	TRL	68	0.57	0.33	0.28	0.25	0.20	0.14
10	30K/40K/50K/57K	110	0.92	0.53	0.47	0.41	0.32	0.24
	TRL	83	0.69	0.40	0.35	0.30	0.24	0.17
12	30K/40K/50K/57K	130	1.10	0.63	0.55	0.48	0.38	0.28
	TRL	99	0.82	0.48	0.41	0.36	0.28	0.21
525mA								
02	30K/40K/50K/57K	37	0.30	0.19	0.17	0.16	0.12	0.10
04	30K/40K/50K/57K	70	0.58	0.34	0.31	0.28	0.21	0.16
06	30K/40K/50K/57K	101	0.84	0.49	0.43	0.38	0.30	0.22
08	30K/40K/50K/57K	133	1.13	0.66	0.58	0.51	0.39	0.28
700mA								
02	30K/40K/50K/57K	50	0.41	0.25	0.22	0.20	0.15	0.12
04	30K/40K/50K/57K	93	0.78	0.46	0.40	0.36	0.27	0.20
06	30K/40K/50K/57K	134	1.14	0.65	0.57	0.50	0.39	0.29

* Electrical data at 25°C (77°F). Actual wattage may differ by +/- 10% when operating between 120-277V or 347-480V +/- 10%

THE EDGE® Series Ambient Adjusted Lumen Maintenance ¹						
Ambient	CCT	Initial LMF	25K hr Reported ² LMF	50K hr Reported ² LMF	75K hr Reported ² / Estimated ³ LMF	100K hr Estimated ³ LMF
5°C (41°F)	30K/40K/50K/57K	1.04	1.03	1.03	1.03 ²	1.03
	TRL	1.06	1.06	1.06	1.06 ³	1.06
10°C (50°F)	30K/40K/50K/57K	1.03	1.02	1.02	1.02 ²	1.02
	TRL	1.04	1.04	1.04	1.04 ³	1.04
15°C (59°F)	30K/40K/50K/57K	1.02	1.01	1.01	1.01 ²	1.01
	TRL	1.03	1.03	1.03	1.03 ³	1.03
20°C (68°F)	30K/40K/50K/57K	1.01	0.99	0.99	0.99 ²	0.99
	TRL	1.01	1.01	1.01	1.01 ³	1.01
25°C (77°F)	30K/40K/50K/57K	1.00	0.98	0.98	0.98 ²	0.98
	TRL	1.00	1.00	1.00	1.00 ³	1.00

¹ Lumen maintenance values at 25°C (77°F) are calculated per IES TM-21 based on IES LM-80 report data for the LED package and in-situ luminaire testing. Luminaire ambient temperature factors (LATF) have been applied to all lumen maintenance factors. Please refer to the [Temperature Zone Reference Document](#) for outdoor average nighttime ambient conditions.

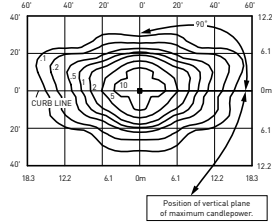
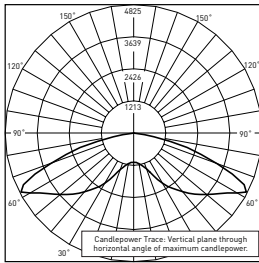
² In accordance with IES TM-21, Reported values represent interpolated values based on time durations that are up to 6x the tested duration in the IES LM-80 report for the LED.

³ Estimated values are calculated and represent time durations that exceed the 6x test duration of the LED.

Photometry

All published luminaire photometric testing performed to IES LM-79-08 standards. To obtain an IES file specific to your project consult: <http://creelighting.com/products/outdoor/wall-mount/cree-edge-series-5>

2M



RESTL Test Report #: PL10270-004B
 ARE-EDG-2M-**-06-E-UL-525-40K
 Initial Delivered Lumens: 10,053

SEC-EDG-2M-**-06-E-UL-700-40K
 Mounting Height: 10' [3.0m] A.F.G.
 Initial Delivered Lumens: 12,425
 Initial FC at grade

Type II Medium Distribution										
LED Count (x10)	3000K		4000K		5000K		5700K		TRL	
	Initial Delivered Lumens*	BUG Ratings** Per TM-15-11	Initial Delivered Lumens*	BUG Ratings** Per TM-15-11	Initial Delivered Lumens*	BUG Ratings** Per TM-15-11	Initial Delivered Lumens*	BUG Ratings** Per TM-15-11	Initial Delivered Lumens*	BUG Ratings** Per TM-15-11
350mA										
02	2,072	B1 U0 G1	2,501	B1 U0 G1	1,902	B1 U0 G1	2,551	B1 U0 G1	816	B0 U0 G0
04	4,143	B2 U0 G1	5,003	B2 U0 G2	3,803	B1 U0 G1	5,102	B2 U0 G2	1,633	B1 U0 G1
06	6,144	B2 U0 G2	7,418	B2 U0 G2	5,640	B2 U0 G2	7,565	B2 U0 G2	2,421	B1 U0 G1
08	8,192	B2 U0 G2	9,891	B3 U0 G3	7,519	B2 U0 G2	10,087	B3 U0 G3	3,228	B1 U0 G1
10	10,215	B3 U0 G3	12,334	B3 U0 G3	9,377	B3 U0 G3	12,578	B3 U0 G3	4,025	B2 U0 G1
12	12,258	B3 U0 G3	14,801	B3 U0 G3	11,252	B3 U0 G3	15,094	B3 U0 G3	4,830	B2 U0 G2
525mA										
02	2,943	B1 U0 G1	3,550	B1 U0 G1	2,702	B1 U0 G1	3,624	B1 U0 G1		N/A
04	5,886	B2 U0 G2	7,099	B2 U0 G2	5,403	B2 U0 G2	7,248	B2 U0 G2		N/A
06	8,729	B3 U0 G3	10,527	B3 U0 G3	8,012	B2 U0 G2	10,748	B3 U0 G3		N/A
08	11,638	B3 U0 G3	14,037	B3 U0 G3	10,683	B3 U0 G3	14,331	B3 U0 G3		N/A
700mA										
02	3,472	B1 U0 G1	4,189	B2 U0 G1	3,187	B1 U0 G1	4,275	B2 U0 G2		N/A
04	6,943	B2 U0 G2	8,379	B2 U0 G2	6,373	B2 U0 G2	8,549	B3 U0 G3		N/A
06	10,296	B3 U0 G3	12,425	B3 U0 G3	9,451	B3 U0 G3	12,678	B3 U0 G3		N/A

* Initial delivered lumens at 25°C (77°F). Actual production yield may vary between -10 and +10% of initial delivered lumens

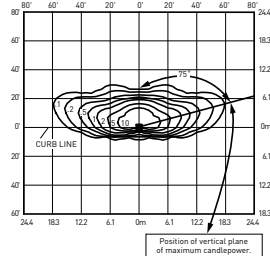
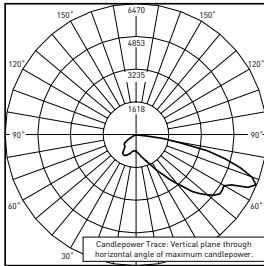
** For more information on the IES BUG (Backlight-Uplight-Glare) Rating visit: <https://www.ies.org/wp-content/uploads/2017/03/TM-15-11BUGRatingsAddendum.pdf>

THE EDGE® LED Security Wall Pack Luminaire

Photometry

All published luminaire photometric testing performed to IES LM-79-08 standards. To obtain an IES file specific to your project consult: <http://creelighting.com/products/outdoor/wall-mount/cree-edge-series-5>

2MB



RESTL Test Report #: PL10023-003B
 ARE-EDG-2MB-**-06-E-UL-525-40K
 Initial Delivered Lumens: 7,784

SEC-EDG-2MB-**-06-E-UL-700-40K
 Mounting Height: 10' (3.0m) A.F.G.
 Initial Delivered Lumens: 9,359
 Initial FC at grade

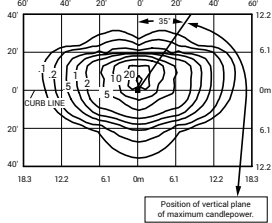
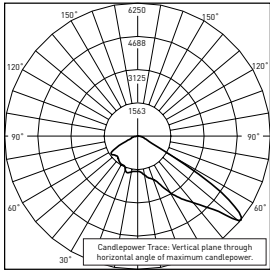
Type II Medium Distribution w/BLS										
LED Count (x10)	3000K		4000K		5000K		5700K		TRL	
	Initial Delivered Lumens*	BUG Ratings** Per TM-15-11	Initial Delivered Lumens*	BUG Ratings** Per TM-15-11	Initial Delivered Lumens*	BUG Ratings** Per TM-15-11	Initial Delivered Lumens*	BUG Ratings** Per TM-15-11	Initial Delivered Lumens*	BUG Ratings** Per TM-15-11
350mA										
02	1,560	B0 U0 G1	1,884	B0 U0 G1	1,432	B0 U0 G1	1,921	B0 U0 G1	615	B0 U0 G0
04	3,121	B0 U0 G1	3,768	B1 U0 G1	2,865	B0 U0 G1	3,843	B1 U0 G1	1,230	B0 U0 G1
06	4,628	B1 U0 G1	5,588	B1 U0 G1	4,248	B1 U0 G1	5,698	B1 U0 G1	1,824	B0 U0 G1
08	6,170	B1 U0 G1	7,450	B1 U0 G2	5,664	B1 U0 G1	7,598	B1 U0 G2	2,431	B0 U0 G1
10	7,695	B1 U0 G2	9,291	B1 U0 G2	7,063	B1 U0 G2	9,475	B1 U0 G2	3,032	B0 U0 G1
12	9,233	B1 U0 G2	11,149	B1 U0 G2	8,476	B1 U0 G2	11,370	B1 U0 G2	3,638	B1 U0 G1
525mA										
02	2,217	B0 U0 G1	2,674	B0 U0 G1	2,035	B0 U0 G1	2,730	B0 U0 G1		N/A
04	4,434	B1 U0 G1	5,348	B1 U0 G1	4,070	B1 U0 G1	5,460	B1 U0 G1		N/A
06	6,575	B1 U0 G2	7,930	B1 U0 G2	6,035	B1 U0 G1	8,096	B1 U0 G2		N/A
08	8,766	B1 U0 G2	10,573	B1 U0 G2	8,047	B1 U0 G2	10,794	B1 U0 G2		N/A
700mA										
02	2,615	B0 U0 G1	3,156	B0 U0 G1	2,400	B0 U0 G1	3,220	B0 U0 G1		N/A
04	5,230	B1 U0 G1	6,311	B1 U0 G2	4,801	B1 U0 G1	6,440	B1 U0 G2		N/A
06	7,755	B1 U0 G2	9,359	B1 U0 G2	7,119	B1 U0 G2	9,549	B1 U0 G2		N/A

* Initial delivered lumens at 25°C (77°F). Actual production yield may vary between -10 and +10% of initial delivered lumens
 ** For more information on the IES BUG (Backlight-Uplight-Glare) Rating visit: <https://www.ies.org/wp-content/uploads/2017/03/TM-15-11BUGRatingsAddendum.pdf>.

Photometry

All published luminaire photometric testing performed to IES LM-79-08 standards. To obtain an IES file specific to your project consult: <http://creelighting.com/products/outdoor/wall-mount/cree-edge-series-5>

25



RESTL Test Report #: PL12399-003A
 ARE-EDG-2S-**-06-E-UL-525-40K
 Initial Delivered Lumens: 10,843

SEC-EDG-2S-**-06-E-UL-700-40K
 Mounting Height: 10' (3.0m) A.F.G.
 Initial Delivered Lumens: 13,232
 Initial FC at grade

Type II Short Distribution										
LED Count (x10)	3000K		4000K		5000K		5700K		TRL	
	Initial Delivered Lumens*	BUG Ratings** Per TM-15-11	Initial Delivered Lumens*	BUG Ratings** Per TM-15-11	Initial Delivered Lumens*	BUG Ratings** Per TM-15-11	Initial Delivered Lumens*	BUG Ratings** Per TM-15-11	Initial Delivered Lumens*	BUG Ratings** Per TM-15-11
350mA										
02	2,206	B1 U0 G1	2,664	B1 U0 G1	2,025	B1 U0 G1	2,716	B1 U0 G1	869	B0 U0 G0
04	4,412	B1 U0 G1	5,327	B2 U0 G2	4,050	B1 U0 G1	5,433	B2 U0 G2	1,739	B1 U0 G1
06	6,543	B2 U0 G2	7,900	B2 U0 G2	6,006	B2 U0 G2	8,056	B2 U0 G2	2,578	B1 U0 G1
08	8,724	B2 U0 G2	10,533	B3 U0 G3	8,008	B2 U0 G2	10,742	B3 U0 G3	3,437	B1 U0 G1
10	10,879	B3 U0 G3	13,135	B3 U0 G3	9,986	B3 U0 G3	13,395	B3 U0 G3	4,286	B1 U0 G1
12	13,054	B3 U0 G3	15,762	B3 U0 G3	11,983	B3 U0 G3	16,074	B3 U0 G3	5,144	B2 U0 G2
525mA										
02	3,134	B1 U0 G1	3,780	B1 U0 G1	2,877	B1 U0 G1	3,859	B1 U0 G1		N/A
04	6,269	B2 U0 G2	7,560	B2 U0 G2	5,754	B2 U0 G2	7,719	B2 U0 G2		N/A
06	9,295	B3 U0 G3	11,211	B3 U0 G3	8,532	B2 U0 G2	11,446	B3 U0 G3		N/A
08	12,394	B3 U0 G3	14,948	B3 U0 G3	11,377	B3 U0 G3	15,261	B3 U0 G3		N/A
10	15,455	B3 U0 G3	18,640	B3 U0 G3	14,187	B3 U0 G3	19,031	B3 U0 G3		N/A
12	18,546	B3 U0 G3	22,368	B3 U0 G3	17,024	B3 U0 G3	22,837	B4 U0 G4		N/A
700mA										
02	3,697	B1 U0 G1	4,461	B1 U0 G1	3,393	B1 U0 G1	4,552	B2 U0 G2		N/A
04	7,394	B2 U0 G2	8,923	B2 U0 G2	6,787	B2 U0 G2	9,104	B3 U0 G3		N/A
06	10,964	B3 U0 G3	13,232	B3 U0 G3	10,064	B3 U0 G3	13,501	B3 U0 G3		N/A

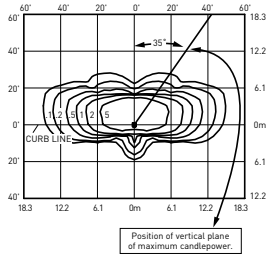
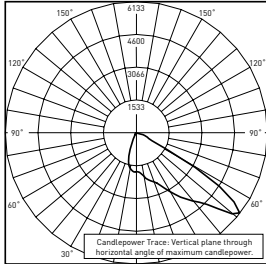
* Initial delivered lumens at 25°C (77°F). Actual production yield may vary between -10 and +10% of initial delivered lumens
 ** For more information on the IES BUG (Backlight-Uplight-Glare) Rating visit: <https://www.ies.org/wp-content/uploads/2017/03/TM-15-11BUGRatingsAddendum.pdf>.

THE EDGE® LED Security Wall Pack Luminaire

Photometry

All published luminaire photometric testing performed to IES LM-79-08 standards. To obtain an IES file specific to your project consult: <http://creelighting.com/products/outdoor/wall-mount/cree-edge-series-5>

2SB



RESTL Test Report #: 12399-005A
 ARE-EDG-2SB-**-06-E-UL-525-40K
 Initial Delivered Lumens: 8,073

SEC-EDG-2SB-**-06-E-UL-700-40K
 Mounting Height: 10' (3.0m) A.F.G.
 Initial Delivered Lumens: 10,166
 Initial FC at grade

Type II Short Distribution w/BLS										
LED Count (x10)	3000K		4000K		5000K		5700K		TRL	
	Initial Delivered Lumens*	BUG Ratings** Per TM-15-11	Initial Delivered Lumens*	BUG Ratings** Per TM-15-11	Initial Delivered Lumens*	BUG Ratings** Per TM-15-11	Initial Delivered Lumens*	BUG Ratings** Per TM-15-11	Initial Delivered Lumens*	BUG Ratings** Per TM-15-11
350mA										
02	1,695	B0 U0 G0	2,046	B0 U0 G1	1,556	B0 U0 G0	2,087	B1 U0 G1	668	B0 U0 G0
04	3,390	B1 U0 G1	4,093	B1 U0 G1	3,112	B1 U0 G1	4,174	B1 U0 G1	1,336	B0 U0 G0
06	5,027	B1 U0 G1	6,069	B1 U0 G1	4,614	B1 U0 G1	6,190	B1 U0 G1	1,981	B0 U0 G1
08	6,702	B1 U0 G1	8,093	B1 U0 G1	6,152	B1 U0 G1	8,253	B1 U0 G1	2,641	B1 U0 G1
10	8,358	B1 U0 G1	10,091	B2 U0 G2	7,672	B1 U0 G1	10,291	B2 U0 G2	3,293	B1 U0 G1
12	10,029	B2 U0 G2	12,110	B2 U0 G2	9,206	B1 U0 G2	12,350	B2 U0 G2	3,952	B1 U0 G1
525mA										
02	2,408	B1 U0 G1	2,904	B1 U0 G1	2,210	B1 U0 G1	2,965	B1 U0 G1	N/A	
04	4,816	B1 U0 G1	5,809	B1 U0 G1	4,421	B1 U0 G1	5,930	B1 U0 G1	N/A	
06	7,142	B1 U0 G1	8,613	B1 U0 G1	6,555	B1 U0 G1	8,794	B1 U0 G1	N/A	
08	9,522	B2 U0 G2	11,484	B2 U0 G2	8,740	B1 U0 G1	11,725	B2 U0 G2	N/A	
700mA										
02	2,840	B1 U0 G1	3,428	B1 U0 G1	2,607	B1 U0 G1	3,497	B1 U0 G1	N/A	
04	5,681	B1 U0 G1	6,855	B1 U0 G1	5,214	B1 U0 G1	6,995	B1 U0 G1	N/A	
06	8,424	B1 U0 G1	10,166	B2 U0 G2	7,732	B1 U0 G1	10,373	B2 U0 G2	N/A	

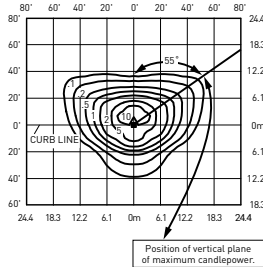
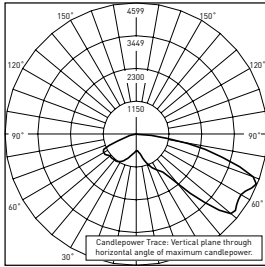
* Initial delivered lumens at 25°C (77°F). Actual production yield may vary between -10 and +10% of initial delivered lumens
 ** For more information on the IES BUG (Backlight-Uplight-Glare) Rating visit: <https://www.ies.org/wp-content/uploads/2017/03/TM-15-11BUGRatingsAddendum.pdf>

THE EDGE® LED Security Wall Pack Luminaire

Photometry

All published luminaire photometric testing performed to IES LM-79-08 standards. To obtain an IES file specific to your project consult: <http://creelighting.com/products/outdoor/wall-mount/cree-edge-series-5>

3M



RESTL Test Report #: PL09405-001A
 ARE-EDG-3M-**-06-E-UL-525-40K
 Initial Delivered Lumens: 9,460

SEC-EDG-3M-**-06-E-UL-700-40K
 Mounting Height: 10' (3.0m) A.F.G.
 Initial Delivered Lumens: 11,779
 Initial FC at grade

Type III Medium Distribution										
LED Count (x10)	3000K		4000K		5000K		5700K		TRL	
	Initial Delivered Lumens [*]	BUG Ratings ^{**} Per TM-15-11	Initial Delivered Lumens [*]	BUG Ratings ^{**} Per TM-15-11	Initial Delivered Lumens [*]	BUG Ratings ^{**} Per TM-15-11	Initial Delivered Lumens [*]	BUG Ratings ^{**} Per TM-15-11	Initial Delivered Lumens [*]	BUG Ratings ^{**} Per TM-15-11
350mA										
02	1,964	B1 U0 G1	2,371	B1 U0 G1	1,803	B1 U0 G1	2,418	B1 U0 G1	774	B0 U0 G1
04	3,928	B1 U0 G1	4,743	B1 U0 G1	3,606	B1 U0 G1	4,837	B1 U0 G1	1,548	B1 U0 G1
06	5,825	B2 U0 G2	7,033	B2 U0 G2	5,347	B2 U0 G2	7,172	B2 U0 G2	2,295	B1 U0 G1
08	7,766	B2 U0 G2	9,377	B2 U0 G2	7,129	B2 U0 G2	9,563	B2 U0 G2	3,060	B1 U0 G1
10	9,685	B2 U0 G2	11,693	B3 U0 G3	8,890	B2 U0 G2	11,925	B3 U0 G3	3,816	B1 U0 G1
12	11,621	B3 U0 G3	14,032	B3 U0 G3	10,667	B3 U0 G3	14,310	B3 U0 G3	4,579	B1 U0 G1
525mA										
02	2,790	B1 U0 G1	3,365	B1 U0 G1	2,561	B1 U0 G1	3,436	B1 U0 G1		N/A
04	5,581	B2 U0 G2	6,731	B2 U0 G2	5,122	B2 U0 G2	6,872	B2 U0 G2		N/A
06	8,275	B2 U0 G2	9,981	B3 U0 G3	7,596	B2 U0 G2	10,190	B3 U0 G3		N/A
08	11,034	B3 U0 G3	13,307	B3 U0 G3	10,128	B3 U0 G3	13,586	B3 U0 G3		N/A
700mA										
02	3,291	B1 U0 G1	3,972	B1 U0 G1	3,021	B1 U0 G1	4,053	B1 U0 G1		N/A
04	6,582	B2 U0 G2	7,944	B2 U0 G2	6,042	B2 U0 G2	8,105	B2 U0 G2		N/A
06	9,761	B2 U0 G2	11,779	B3 U0 G3	8,960	B2 U0 G2	12,019	B3 U0 G3		N/A

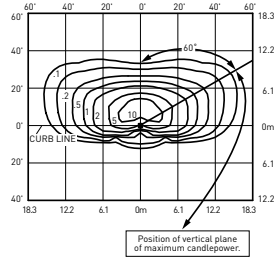
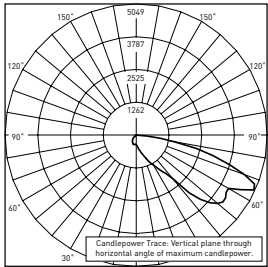
* Initial delivered lumens at 25°C (77°F). Actual production yield may vary between -10 and +10% of initial delivered lumens
 ** For more information on the IES BUG (Backlight-Uplight-Glare) Rating visit: <https://www.ies.org/wp-content/uploads/2017/03/TM-15-11BUGRatingsAddendum.pdf>

THE EDGE® LED Security Wall Pack Luminaire

Photometry

All published luminaire photometric testing performed to IES LM-79-08 standards. To obtain an IES file specific to your project consult: <http://creelighting.com/products/outdoor/wall-mount/cree-edge-series-5>

3MB



RESTL Test Report #: PL10023-001B
 ARE-EDG-3MB-**-06-E-UL-525-40K
 Initial Delivered Lumens: 7,602

SEC-EDG-3MB-**-06-E-UL-700-40K
 Mounting Height: 10' (3.0m) A.F.G.
 Initial Delivered Lumens: 8,714
 Initial FC at grade

Type III Medium Distribution w/BLS										
LED Count (x10)	3000K		4000K		5000K		5700K		TRL	
	Initial Delivered Lumens*	BUG Ratings** Per TM-15-11	Initial Delivered Lumens*	BUG Ratings** Per TM-15-11	Initial Delivered Lumens*	BUG Ratings** Per TM-15-11	Initial Delivered Lumens*	BUG Ratings** Per TM-15-11	Initial Delivered Lumens*	BUG Ratings** Per TM-15-11
350mA										
02	1,453	B0 U0 G1	1,754	B0 U0 G1	1,334	B0 U0 G1	1,789	B0 U0 G1	572	B0 U0 G0
04	2,906	B0 U0 G1	3,508	B1 U0 G1	2,667	B0 U0 G1	3,578	B1 U0 G1	1,145	B0 U0 G1
06	4,309	B1 U0 G1	5,202	B1 U0 G1	3,955	B1 U0 G1	5,305	B1 U0 G1	1,698	B0 U0 G1
08	5,745	B1 U0 G2	6,936	B1 U0 G2	5,273	B1 U0 G1	7,074	B1 U0 G2	2,264	B0 U0 G1
10	7,164	B1 U0 G2	8,650	B1 U0 G2	6,576	B1 U0 G2	8,821	B1 U0 G2	2,823	B0 U0 G1
12	8,597	B1 U0 G2	10,380	B1 U0 G2	7,891	B1 U0 G2	10,585	B1 U0 G2	3,387	B1 U0 G1
525mA										
02	2,064	B0 U0 G1	2,489	B0 U0 G1	1,895	B0 U0 G1	2,542	B0 U0 G1	N/A	
04	4,128	B1 U0 G1	4,979	B1 U0 G1	3,789	B1 U0 G1	5,083	B1 U0 G1	N/A	
06	6,121	B1 U0 G2	7,383	B1 U0 G2	5,619	B1 U0 G2	7,538	B1 U0 G2	N/A	
08	8,162	B1 U0 G2	9,844	B1 U0 G2	7,492	B1 U0 G2	10,050	B1 U0 G2	N/A	
700mA										
02	2,435	B0 U0 G1	2,938	B1 U0 G1	2,235	B0 U0 G1	2,998	B1 U0 G1	N/A	
04	4,869	B1 U0 G1	5,876	B1 U0 G2	4,469	B1 U0 G1	5,996	B1 U0 G2	N/A	
06	7,220	B1 U0 G2	8,714	B1 U0 G2	6,628	B1 U0 G2	8,891	B1 U0 G2	N/A	

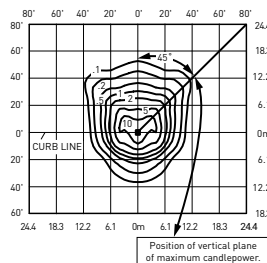
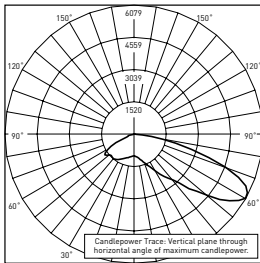
* Initial delivered lumens at 25°C (77°F). Actual production yield may vary between -10 and +10% of initial delivered lumens
 ** For more information on the IES BUG (Backlight-Uplight-Glare) Rating visit: <https://www.ies.org/wp-content/uploads/2017/03/TM-15-11BUGRatingsAddendum.pdf>

THE EDGE® LED Security Wall Pack Luminaire

Photometry

All published luminaire photometric testing performed to IES LM-79-08 standards. To obtain an IES file specific to your project consult: <http://creelighting.com/products/outdoor/wall-mount/cree-edge-series-5>

4M



RESTL Test Report #: PL10270-001B
 ARE-EDG-4M-**-06-E-UL-525-40K
 Initial Delivered Lumens: 10,483

SEC-EDG-4M-**-06-E-UL-700-40K
 Mounting Height: 10' (3.0m) A.F.G.
 Initial Delivered Lumens: 12,425
 Initial FC at grade

Type IV Medium Distribution										
LED Count (x10)	3000K		4000K		5000K		5700K		TRL	
	Initial Delivered Lumens*	BUG Ratings** Per TM-15-11	Initial Delivered Lumens*	BUG Ratings** Per TM-15-11	Initial Delivered Lumens*	BUG Ratings** Per TM-15-11	Initial Delivered Lumens*	BUG Ratings** Per TM-15-11	Initial Delivered Lumens*	BUG Ratings** Per TM-15-11
350mA										
02	2,072	B1 U0 G1	2,501	B1 U0 G1	1,902	B1 U0 G1	2,551	B1 U0 G1	816	B0 U0 G1
04	4,143	B1 U0 G1	5,003	B2 U0 G1	3,803	B1 U0 G1	5,102	B2 U0 G1	1,633	B1 U0 G1
06	6,144	B2 U0 G1	7,418	B2 U0 G2	5,640	B2 U0 G1	7,565	B2 U0 G2	2,421	B1 U0 G1
08	8,192	B2 U0 G2	9,891	B2 U0 G2	7,519	B2 U0 G2	10,087	B2 U0 G2	3,228	B1 U0 G1
10	10,215	B2 U0 G2	12,334	B3 U0 G2	9,377	B2 U0 G2	12,578	B3 U0 G2	4,025	B1 U0 G1
12	12,258	B2 U0 G2	14,801	B3 U0 G3	11,252	B2 U0 G2	15,094	B3 U0 G3	4,830	B1 U0 G1
525mA										
02	2,943	B1 U0 G1	3,550	B1 U0 G1	2,702	B1 U0 G1	3,624	B1 U0 G1	N/A	
04	5,886	B2 U0 G1	7,099	B2 U0 G2	5,403	B2 U0 G1	7,248	B2 U0 G2	N/A	
06	8,729	B2 U0 G2	10,527	B2 U0 G2	8,012	B2 U0 G2	10,748	B2 U0 G2	N/A	
08	11,638	B2 U0 G2	14,037	B3 U0 G2	10,683	B2 U0 G2	14,331	B3 U0 G2	N/A	
700mA										
02	3,472	B1 U0 G1	4,189	B1 U0 G1	3,187	B1 U0 G1	4,275	B1 U0 G1	N/A	
04	6,943	B2 U0 G1	8,379	B2 U0 G2	6,373	B2 U0 G1	8,549	B2 U0 G2	N/A	
06	10,296	B2 U0 G2	12,425	B3 U0 G2	9,451	B2 U0 G2	12,678	B3 U0 G2	N/A	

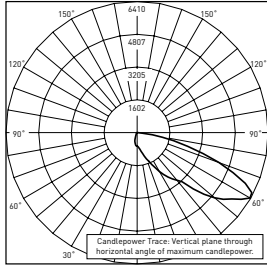
* Initial delivered lumens at 25°C (77°F). Actual production yield may vary between -10 and +10% of initial delivered lumens
 ** For more information on the IES BUG (Backlight-Uplight-Glare) Rating visit: <https://www.ies.org/wp-content/uploads/2017/03/TM-15-11BUGRatingsAddendum.pdf>

THE EDGE® LED Security Wall Pack Luminaire

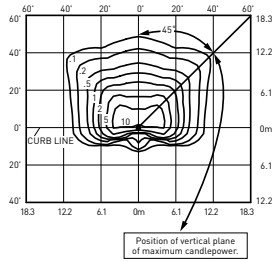
Photometry

All published luminaire photometric testing performed to IES LM-79-08 standards. To obtain an IES file specific to your project consult: <http://creelighting.com/products/outdoor/wall-mount/cree-edge-series-5>

4MB



RESTL Test Report #: PL10023-002B
ARE-EDG-4MB-**-06-E-UL-525-40K
Initial Delivered Lumens: 7,985



SEC-EDG-4MB-**-06-E-UL-700-40K
Mounting Height: 10' (3.0m) A.F.G.
Initial Delivered Lumens: 9,359
Initial FC at grade

Type IV Medium Distribution w/BLS										
LED Count (x10)	3000K		4000K		5000K		5700K		TRL	
	Initial Delivered Lumens ^s	BUG Ratings** Per TM-15-11	Initial Delivered Lumens ^s	BUG Ratings** Per TM-15-11	Initial Delivered Lumens ^s	BUG Ratings** Per TM-15-11	Initial Delivered Lumens ^s	BUG Ratings** Per TM-15-11	Initial Delivered Lumens ^s	BUG Ratings** Per TM-15-11
350mA										
02	1,560	B0 U0 G1	1,884	B0 U0 G1	1,432	B0 U0 G1	1,921	B0 U0 G1	615	B0 U0 G0
04	3,121	B1 U0 G1	3,768	B1 U0 G1	2,865	B0 U0 G1	3,843	B1 U0 G1	1,230	B0 U0 G1
06	4,628	B1 U0 G1	5,588	B1 U0 G1	4,248	B1 U0 G1	5,698	B1 U0 G2	1,824	B0 U0 G1
08	6,170	B1 U0 G2	7,450	B1 U0 G2	5,664	B1 U0 G2	7,598	B1 U0 G2	2,431	B0 U0 G1
10	7,695	B1 U0 G2	9,291	B1 U0 G2	7,063	B1 U0 G2	9,475	B1 U0 G2	3,032	B1 U0 G1
12	9,233	B1 U0 G2	11,149	B1 U0 G2	8,476	B1 U0 G2	11,370	B1 U0 G2	3,638	B1 U0 G1
525mA										
02	2,217	B1 U0 G1	2,674	B1 U0 G1	2,035	B1 U0 G1	2,730	B1 U0 G1	N/A	
04	4,434	B1 U0 G1	5,348	B1 U0 G1	4,070	B1 U0 G1	5,460	B1 U0 G1	N/A	
06	6,575	B1 U0 G2	7,930	B1 U0 G2	6,035	B1 U0 G2	8,096	B1 U0 G2	N/A	
08	8,766	B1 U0 G2	10,573	B1 U0 G2	8,047	B1 U0 G2	10,794	B1 U0 G2	N/A	
700mA										
02	2,615	B1 U0 G1	3,156	B1 U0 G1	2,400	B1 U0 G1	3,220	B1 U0 G1	N/A	
04	5,230	B1 U0 G1	6,311	B1 U0 G2	4,801	B1 U0 G1	6,440	B1 U0 G2	N/A	
06	7,755	B1 U0 G2	9,359	B1 U0 G2	7,119	B1 U0 G2	9,549	B1 U0 G2	N/A	

* Initial delivered lumens at 25°C (77°F). Actual production yield may vary between -10 and +10% of initial delivered lumens

** For more information on the IES BUG (Backlight-Uplight-Glare) Rating visit: <https://www.ies.org/wp-content/uploads/2017/03/TM-15-11BUGRatingsAddendum.pdf>