



# INSERT+1



Recessed wall step light series. Fixtures consist of:

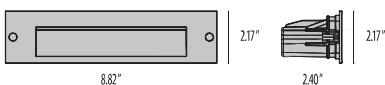
- Multi-step powder-coat painting process, optimized against UV rays and corrosion.
- Copper-free precision die-cast aluminum housing and ring/faceplate.
- Frosted, flat, tempered silk-screened soda-lime glass diffuser.
- Custom molded, anti-aging gasket(s).
- Stainless steel external hardware.
- Custom MCPCB utilized to maximize heat dissipation and promote a long LED life.
- IESNA Type III light distribution.
- Input voltage: 120-277 V (50 / 60 Hz), integral driver.
- Pre-wired factory sealed cable for external electrical

- connection included.
- Consult factory for dimming options, custom finishes (please specify RAL color), and non-cataloged CCT (Kelvin) options.
- Consult factory for custom pre-wired factory sealed cable length options.
- Stainless steel recessed rough-in kit can be ordered separately.
- Optional INSERT+ 1 marine-grade, polished, brass faceplate suitable for coastal applications available (ordered separately).
- Product meets Buy American Act requirements within ARRA.
- 5-year warranty.
- Marine Grade finish.
- Suitable for Natatorium applications.



## FINISHES

- AN-96 / Iron gray / Textured
- GR-94 / Aluminum metallic / Textured
- WH-87 / White / Textured
- BK-81 / Black / Textured
- RB-10 / Iron rust / Textured



INSERT+  
1

Lumen Output	27K	3K	35K	4K	5K	6K
Insert+1	238	250	262	275	287	299

7W Max Wattage

Scan here  
for installation  
instructions



# Order Guide - Insert+1



Order code example

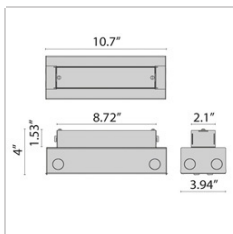
IN1-7-AM-3K-NA

IN1-

Wattage	Finish	Kelvin	Voltage	Controls	Accessories
7 7 watt (max)	<b>AM</b> Aluminum Metallic	<b>27K</b> 2700k	<b>UNV</b> 120-277V	<b>NA</b> Non Dimming	<b>ADP</b> Retrofit adaptor plate Goof Ring
<b>XX</b> Specify Wattage Must be below max	<b>IG</b> Iron Gray	<b>3K</b> 3000k		<b>0-10V</b> 0-10V Dimming	<b>TP</b> Tamper Proof hardware
	<b>IR</b> Iron Rust	<b>35K</b> 3500k		<b>ELV</b> ELV Dimming	
	<b>BK</b> Textured Black	<b>4K</b> 4000k			
	<b>WH</b> Textured White	<b>5K</b> 5000k			
	<b>CC</b> Custom Color	<b>65K</b> 6500k			
	<b>BR</b> Marine Brass	<b>RED</b> Static Red			
		<b>GRN</b> Static Green			
		<b>BLU</b> Static Blue			
		<b>AMB</b> Static Amber			
		<b>RGBW</b> RGBW See below for control details			

## INCLUDED ACCESSORIES

### INSERT+



310485  
ROUGH-IN

Performance in Lighting reserves the right to make all necessary changes without prior notice.

Performance in Lighting - 2621 Keys Pointe - Conyers, Georgia 30013 - USA - voice 770.822.2115 - info.usa@pil.lighting  
www.performanceinlighting.com

Revision 05  
05/23

# RGBW CONTROL ACCESSORIES

DESCRIPTION	FINISH	PART NUMBER
<b>Power Supply</b>		
Kit driver 48V WP		<b>17347</b>
<b>RF Controls</b>		
RGBW RF controller 4 channel (0.35A each CH)		<b>3104173</b>
RGBW RF controller WP 4 channel (0.35A each CH)		<b>31041730</b>
RGBW hand held remote		<b>310429</b>
<b>DMX Controls</b>		
RGBW DMX enabler/decoder 4 channel (0.35A each CH)		<b>178973</b>
RGBW DMX enabler/decoder WP 4 channel (0.35A each CH)		<b>1789730</b>
Terminating resistor		<b>11015</b>
Terminating resistor WP		<b>110150</b>

RGBW CONTROL ACCESSORIES ARE TO BE INSTALLED IN REMOTE LOCATION

NON-INTEGRAL INSTALLATION

## RF Controls



17347



3104173



31041730



310429

## DMX Controls



17347



178973



1789730



11015



110150

Revision 05  
05/23