


STEEL ROUND MIDI



In-ground series. Fixtures consist of:

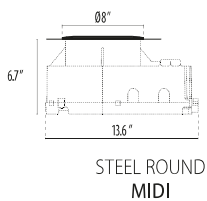
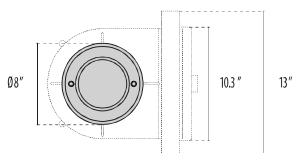
- Copper-free die-cast aluminum housing and die-cast corrosion-resistant AISI 316 stainless steel trim.
- Extra-clear, flat, tempered silk-screened soda-lime glass diffuser.
- Custom molded, anti-aging gasket(s).
- Stainless steel external hardware.
- Custom MCPCB utilized to maximize heat dissipation and promote a long LED life.
- High-transmittance transparent optics.
- Standard aimable optic system ($\pm 7^\circ$).
- $8^\circ \times 8^\circ$ beam angle (C/I).
- $10^\circ \times 45^\circ$ beam angle (ELL).
- Input voltage: 120-277 V (50 / 60 Hz), integral driver.
- Pre-wired cable connects luminaire with WATER-STOP connection system, suitable for through wiring. Included cable glands accept cables from $\varnothing 0.35"$ up to $\varnothing 0.63"$.
- COMPACT reduced depth rough-in comes with formed steel bars to provide support in drive-over applications and is designed to encourage water drainage.
- Drive over rated <6 MPH, 4409 lbs weight
Static load up to 4409 lbs

- Each rough-in kit is provided with a protective faceplate to avoid possible deformations during the installation in concrete to simplify installation.
- Standard easy-to-adjust mounting system that enables the fixture to be easily aimed even after installation.
- Consult factory for dimming options, custom finishes (please specify RAL color), and non-cataloged CCT (Kelvin) options including static colors.
- Consult factory for frosted or non-slip glass options.
- Thermoplastic compression-molded rough-in kit can be ordered separately.
- For outdoor inground applications, provide drainage gravel at least 12" below the rough-in or a suitable drainage system.
- Product meets Buy American Act requirements within ARRA.
- 5-year warranty.
- Marine Grade finish.
- Suitable for Natatorium applications.



FINISHES

- INOX / Stainless steel / Matt
- BK-81 / Black / Textured
- AN-96 / Iron gray / Textured
- GR-94 / Aluminum metallic / Textured
- WH-87 / White / Textured
- RB-10 / Iron rust / Textured



Lumen Output	3K	4K	5K	6K
Steel Round Midi ELL	256	328	340	352
Steel Round Midi 8°	320	419	443	467

7.6W Max Wattage



Scan here
for installation
instructions

Order Guide - Steel Round Midi



Order code example **SRMIDI-7.6-20-SS-27K-120-NA**

SRMIDI-

Wattage	Optics	Finish	Kelvin	Voltage	Controls	Accessories
7.6 7.6 watt (max) XX Specify wattage must be under max	8 8° Beam	BSS Stainless Steel Brushed	27K 2700k	UNV 120-277V	NA Non Dimming	NS Non-Slip Glass
	15 15° Beam	SS Stainless Steel Polished	3K 3000k		0-10V 0-10V Dimming	LVR Hex Louver
	20 20° Beam	AM Aluminum Metallic	35K 3500k		ELV ELV Dimming	FRST Frosted glass lens
	30 30° Beam	IG Iron Gray	4K 4000k			
	35 35° Beam	IR Iron Rust	5K 5000K			TP Tamper Proof hardware
	45 45° Beam	BK Textured Black	65K 6500K			
	55 55° Beam	WH Textured White	RED Red			
	75 75° Beam	CC Custom Color	BLU Blue			
	80 80° Beam		GRN Green			
	ELL 10°x45°		AMB Amber			

INCLUDED ACCESSORIES

DESCRIPTION	FINISH	PART NUMBER
STEEL ROUND MIDI RAD		
Recessed Rough-in kit		310331

