




# Profile Series | PRFL-44-DI Acoustic

Date		Notes
Project		
Type	Qty	



20 unique colors. See page 2 to specify.



8" Panel Shown  
Cross Sections  
on page 2.

## Features

- Combines noise control and illumination in a simple lighting and acoustic solution.
- Boosts human performance by reducing distracting noise levels and reverberations.
- Promotes an inviting space for personal wellbeing, focus and concentration.
- Improves privacy during sensitive communication by reducing echoes and reflected sound.
- Creates a decorative floating ceiling in otherwise open-ceiling interior applications.

## Ordering Guide

MODEL	OPTICS	CCT	LUMENS <sup>2</sup>	LENGTH <sup>3</sup>	MOUNTING <sup>4</sup>	FINISH	OPTIONS
<b>PRFL-44-DI</b>						<b>W</b>	
PRFL-44-DI Direct/Indirect Acoustic	FL = Flush Opal Acrylic (snap-in) DL = Drop Opal Acrylic (snap-in) SI = Satin Ice Acrylic (lay-in)	27 = 2700K 80CRI 30 = 3000K 80CRI 35 = 3500K 80CRI 40 = 4000K 80CRI 50 = 5000K 80CRI  90 CRI add "9" Ex: 940 = 4000K @ 90 CRI	LO = 1185/ft (11W/ft, 113LPW) SO = 1585/ft (14W/ft, 113LPW) HO = 1955/ft (18W/ft, 111LPW)  All outputs are for 12" high acoustic solution.  Consult factory for custom lumen packages.  Distribution: 53% Direct 47% Indirect  All values nominal.	2 = 2 ft 3 = 3 ft 4 = 4 ft 5 = 5 ft 6 = 6 ft 7 = 7 ft 8 = 8 ft  For other enter row length (e.g. 12 = 12 ft)  Maximum continuous row length is 16 ft.	AC = Aircraft Cable PD = Pendant Stem	<b>FIXTURE HOUSING</b>  W = White  <b>ACOUSTIC SOLUTIONS</b>  See page 2 for Acoustic color options, ordering codes and technical information.	<b>ACOUSTIC OPTIONS</b> See page 2 for acoustic options ordering codes and information.  <b>DIMMING DRIVERS</b> DIM10 = 0-10V (1.0%) - <b>Standard</b> DIMSR = 0-10V (5.0%) Sensor Ready DIMST = Step Dimming (40%/100%) DALI = DALI (5.0%)  <b>LUTRON™ DIMMING DRIVERS</b> LDE1 = Hi-Lume™ 1% EcoSystem™ LDE5 = 5-Series 5% EcoSystem™ L3DA3W = Hi-Lume™ 1% 3-Wire LTEA2W = Hi-Lume 1% 2-Wire 120V  <b>SENSORS &amp; CONTROLS</b> ESN = Phillips™ EasySense DAY = Daylight Harvesting OCC = Occupancy Sensor CAS = Casambi Bluetooth control VDO = Vive Sensor by Lutron  <b>EMERGENCY</b> EMC = Emergency Circuit GTD = Generator Transfer Device EPC4 = 4W Emergency Battery Pack EPC7 = 7W Emergency Battery Pack EPC10 = 10W Emergency Battery Pack EPC12 = 12W Emergency Battery Pack
	<b>TUNABLE WHITE &amp; COLOR<sup>1</sup></b> <u>2-Channel White</u> 2DIM10 = for 0-10V 2DALI = for DALI 2DMX = for DMX 2PSQ = for Lutron 2SNS = for Signify 2CAS = for Casambi  <u>3-Channel White</u> 3DML = for DLM  <u>3-Channel Color RGB</u>  <u>4-Channel Color/White RGBW</u>  <u>5-Channel Color/Warm White/Cool White RGBWW</u>						

<sup>1</sup>Tunable white, RGB, RGBW and RGBWW options detailed on page 2.

<sup>2</sup>Delivered Lumens are Standard Output (SO) and Low Output (LO) at 80+CRI 4000K CCT. Use the following multiplier to estimate delivered lumens at other CCTs: 2700K = 0.94, 3000K = 0.96, 3500K = 0.98, 5000K = 1.02. All values nominal. See page 5 for photometry.

<sup>3</sup>See page 4 for actual fixture lengths and suspension locations.

<sup>4</sup>See page 5 for suspension details.



Day-O-Lite's acoustic options integrate energy efficient architectural lighting with advanced sound absorbing technology in a sustainable, eco-friendly solution. Functional, attractive and easy to install, Day-O-Lite's acoustic solutions are ideal for use in educational, office, commercial, theatre and lobby applications.



**HOW TO SPECIFY**

- 1) Select color code from color swatches above.
- 2) Select height of acoustic panel - 8", 12" or 16".
- 3) Combine color and height to make complete code. Example: SK-12 = Sky, 12" high, FO-8 = Fossil, 8" high.
- 4) Enter completed code in Options section of Ordering Guide on page 1 of this Specification Sheet.

**SPECIFICATIONS**

- 100% Recyclable Polyester Material
- 1.6 Noise Reduction Coefficient (NRC)
- Class A Fire Rating
- Moisture and Mold Resistant
- UV Fade Resistant
- Stain repellent available

**DOWNLOADS**

- Visit [www.dayolite.com](http://www.dayolite.com) to download the following:
- Acoustic Test Report
- Letter of Apparent NRC
- Care and cleaning information
- Installation Guide

**NON-ILLUMINATED BAFFLES**

Non-Illuminated baffles matching the color and size of specified fixtures may also be ordered. These may be used as "fillers" between fixtures for added sound suppression, or alone as decorative elements. Specify as follows: PRFL-44-NIB (non-illuminated baffle)-XX (color)-YY (panel height). Example: PRFL-44-NIB-SL-16 = Profile 44 size, non-illuminated baffle, Slate color, 16" high panel. Day-O-Lite non-illuminated baffles are supplied with the same aircraft cable suspension as our acoustic luminaires and feature a closed bottom with a bevel detail to match fixtures.

**ADDITIONAL INFORMATION**

Smoke, Pewter and Slate are standard colors; consult factory for lead-times on other colors. Acoustic panels ship affixed to luminaires and are held in place by stop-blocks and double-sided tape to prevent bowing. Onsite removal may result in damage and void warranty. Fixtures must be stored and installed in an interior dry location at a minimum of 52F.

**A NOTE ON SOUND ABSORPTION**

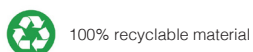
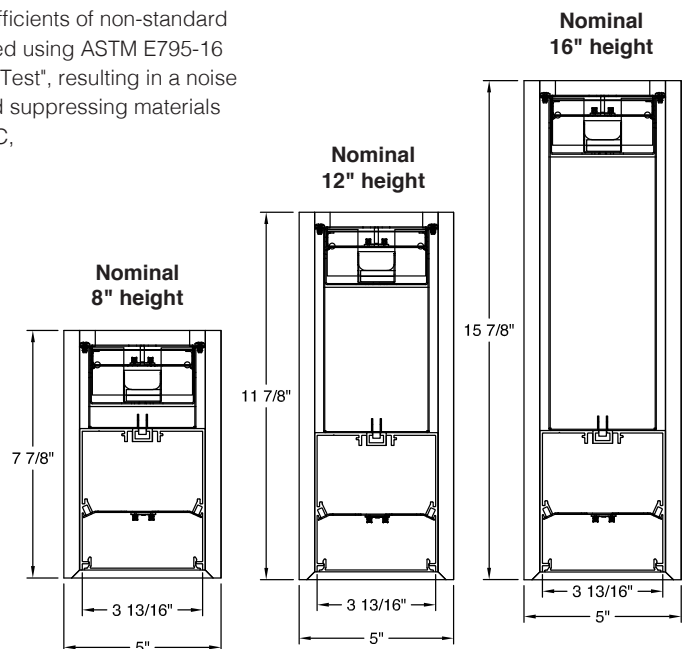
Per ASTM C423 there is no standard way to calculate sound absorption coefficients of non-standard shapes, sizes or spacing of material. Day-O-Lite's acoustic fixtures are tested using ASTM E795-16 Standard "Practices for Mounting Test Specimens During Sound Absorption Test", resulting in a noise reduction coefficient (NRC) unique to the test setup. When comparing sound suppressing materials those with a higher NRC will absorb more sound than those with a lower NRC, assuming the same test method is employed.

Additionally, more sound absorbing material in a space will result in greater sound suppression than less. Acoustic fixtures with 16" tall panels will be more effective at sound absorption than those with 8" or 12" high panels.

The full Acoustic Test Report, Certified Letter of Apparent NRC and Storage, Cleaning and Care information is available at [www.dayolite.com](http://www.dayolite.com).

**CUSTOM ACOUSTICS**

Acoustic Solutions may also be ordered in custom panel heights and with other custom modifications. Please contact Day-O-Lite directly to discuss your custom acoustic solutions today.



Day-O-Lite offers a variety of tunable white and tunable color options for a range of human centric applications and budgets. It is recommended that a recognized authority on the benefits and best practices of tunable white be consulted prior to specification. As a rule, fewer channels will provide a basic level of performance for budget conscious applications. Conversely, an increased number of channels, a wider CCT range, higher CRI and more precise color consistency may be more appropriate depending on the application and desired results.

**HOW TO SPECIFY**

Select from the various channel/control options below and insert desired **Ordering Code** into the **COLOR TEMP** column of the Ordering Guide on page 1. No need to add a dimming option as the codes include the chosen protocol.

**2-CHANNEL TUNABLE WHITE OPTIONS**

- 2700K - 6500K CCT range
- 1000L/ft LED modules @ 4000K
- 80+ CRI w/3SDCM color accuracy
- 10W/ft. nominal power

**Ordering Codes**

- 2DIM10** for 0-10V control
- 2DALI** for DALI control
- 2DMX** for DMX control
- 2PSQ** for Lutron Quantum control
- 2SNS** for control via Signify SNS sensors
- 2CAS** for control via Casambi BLE wireless devices

**LEGRAND BLANCO MULTI-CHANNEL OPTIONS**

**Blanco-2**

Blanco-2 mixes two channels of white LEDs to approximate the blackbody curve for tunable white applications. CCT and intensity may be adjusted with controls by others.

- 3000K-5000K CCT range
- 1000L/ft LED modules @ 4000K
- 90+ CRI w/2SDCM color accuracy
- 10W/ft. nominal power

**Ordering Codes**

- B2DLM** for DLM control

**Blanco-3**

Blanco-3 mixes three channels of white LEDs across a wider range of color temperatures for more demanding tunable white applications. CCT and intensity may be adjusted with controls by others.

- 2700K-6500K CCT range
- 1000L/ft. LED modules @ 4000K
- 90+ CRI w/SDCM color accuracy
- 10W/ft. nominal power

**Ordering Codes**

- B3DLM** for DLM control

**RGB & RGBW TUNABLE COLOR**

- RGB = Red, Green, Blue color mixing LEDs
- RGB/W = Red, Green, Blue + White of chosen CCT
- Dimming form 100% to 1%.
- 90+ CRI w/3SDCM color accuracy
- 10W/ft. nominal power

**Notes:**

- RGB requires an RGB DMX or DALI controller (by others)
- RGBW requires an RGBW DMX or DALI controller (by others)
- All channels on one driver is standard, if isolating the White from the RGB channels is desired please consult factory.
- RGB and RGBW are not recommended for tunable white applications.

**Ordering Codes**

- RGB** for DMX control
- RGB27** for DMX control w/2700K white
- RGB30** for DMX control w/3000K white
- RGB35** for DMX control w/3500K white
- RGB40** for DMX control w/4000K white
- RGB50** for DMX control w/5000K white
- RGB65** for DMX control w/6500K white
- Add Suffix **DAL** for DALI Control to codes above.

**5-CHANNEL TUNABLE WHITE AND COLOR**

- RGBWW = Red, Green, Blue, Warm White, Cool White.
- Consult factory for RGBWW tunable white/color options.

Day-O-Lite makes no claims as to the psychological or physiological efficacy of the white color tuning options offered herein.

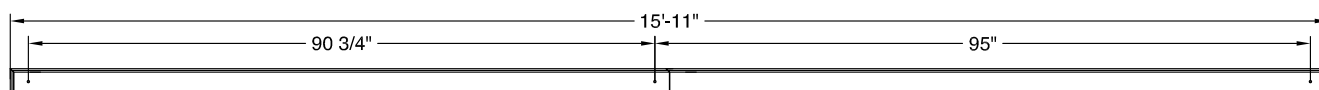
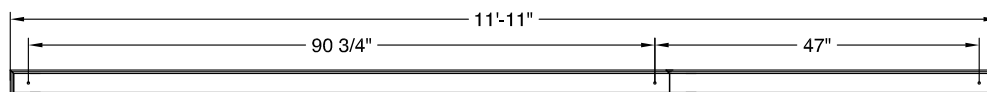
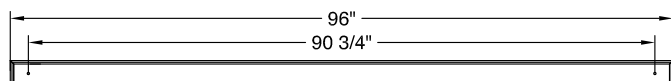
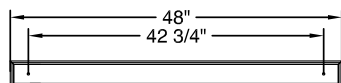
### Individual Fixtures & Continuous Rows

NOMINAL LENGTH	ACTUAL LENGTH	SUSP. 1 O.C.	SUSP. 2 O.C.
4'	48"	42 3/4"	
8'	96"	90 3/4"	
12'	11'-11"	90 3/4"	47"
16'	15'-11"	90 3/4"	95"

Individual fixtures and rows are continuously illuminated and joined with included aligner brackets and hardware. Mounting locations shown below.

Continuous rows longer than 8', including EPC/EMC and sensor locations must be approved prior to manufacturing.

Maximum continuous row length is 16 ft.



### Emergency & Sensor

EPC will control entire length of individual fixtures. Individual fixtures of differing lengths will deliver the same lumens under EPC power (a 4' fixture will deliver the same total lumens over half the length of an 8' fixture). EMC controlled individual fixtures will deliver lumens per foot as originally specified, unless dimmed at time of power loss. Consult factory for EMC dimming override device.

#### INTEGRAL EM-BATTERY (EPC) AND EM-CIRCUIT (EMC) LOCATIONS


For individual fixtures to 8' EPC/EMC will power entire fixture.



For continuous rows longer than 8' one EPC/EMC will be located in the feed section (end-left) of the row as shown below.



If two EPC/EMC's are required their default locations will be in the feed section (end-left) and last section (end-right) as below. Custom placement of one or more EPC/EMC's must be clearly identified during ordering.




#### INTEGRAL SENSOR (OCC/DAY) LOCATIONS

SENSORS (Integral) for individual fixtures will control entire length of fixture and will be located on feed end of fixture.



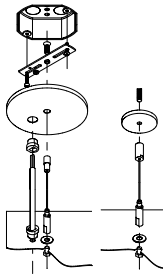
SENSORS for rows by default will control the feed section (end-left) of the row. Sensors can control more than an 8' section within a row. Consult factory for sensor/section options, or for multiple sensors in a continuous row.



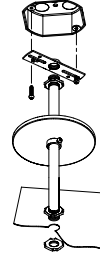
## Standard Suspensions

Standard suspension options include adjustable self-locking aircraft cables (AC) and rigid pendant stems (PD). AC assembly is 48" x 1/16" with a 5" feed canopy and 2" suspension canopies. 60" 18 gauge power and 22 gauge dimming control SJT feed.

PD assemblies are 5/8" dia. (or 3/8" IP) hollow stem for power feed by others, 24" is standard. Consult factory for longer suspension lengths and other mounting options.

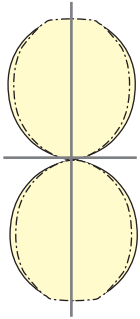


AC = Aircraft Cable



PD = Pendant Stem

## Photometry



PRFL-44-DI-FL-40-4  
Satin Ice Lens

LO	SO	HO
4000K CCT	4000K CCT	4000K CCT
WATTS: 42	WATTS: 56	WATTS: 70
LUMENS: 4729	LUMENS: 6328	LUMENS: 7816
LPW: 113	LPW: 113	LPW: 111
Distribution: 100% Direct	Distribution: 100% Direct	Distribution: 100% Direct

## Specifications

**ACOUSTIC PANELS** 1/2" thick, 100% recyclable polyester material, Class A fire rating, moisture, mold and UV fade resistant.

**CONSTRUCTION** Extruded aluminum housing. 20 gauge cold rolled steel internal components.

**REFLECTOR** Die-formed steel finished in highly reflective baked white enamel with pre-finished reflective LED tray.

**OPTICS** LED optimized opal acrylic flush (FL) and opal acrylic drop (DL) snap-in lenses or Satin Ice (SI) lay-in lens.

**LED** LED modules in 30/35/40 & 50K CCT, 80/90CRI. Lumen maintenance minimum  $L_{70}$  = 50,000 hours. 3 SDCM color consistency.

**DRIVER** Standard driver is Class 2 AOC 0-10V to 1%, 120/277V input, PF > 90%, THD < 20 @ 120V. Additional dimming protocols available. All drivers prewired from factory for connection to control system (by others). Field replaceable.

**MOUNTING** Standard options include adjustable self-locking aircraft cables (AC), and rigid pendant stems (PD). AC assembly is 48" x 1/16" with a 5" feed canopy and 2" suspension canopies. 18 gauge power and 22 gauge dimming control SJT feed.

**FINISH** Housing and components finished in baked white enamel. Canopies and pendant stems are white enamel unless otherwise specified.

**CERTIFICATION** Luminaires are cETLus listed conforming to UL STD. 1598 and certified to CSA STD C22.2 NO. 250.0. Suitable for dry & damp locations. Union Made in the United States of America. I.B.E.W. RoHS compliant.