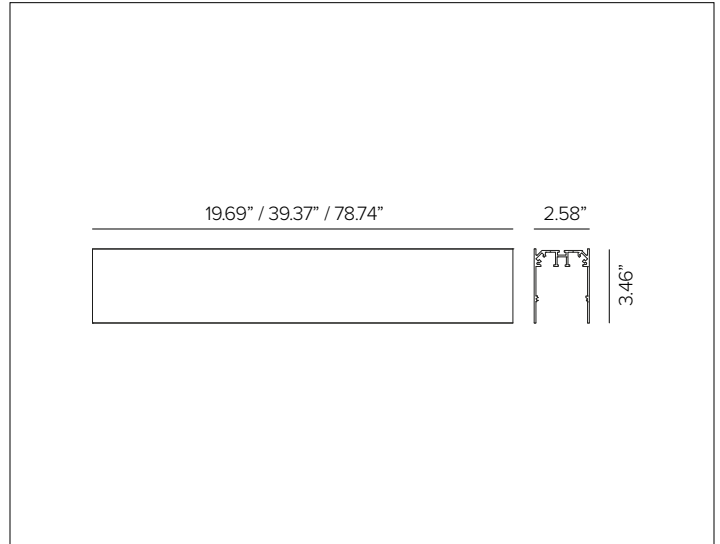



# IVY SURFACE PROFILE

## Surface Profile for IVY Lighting System



### CONCEPT

Professional surface ceiling/wall mounted low voltage modular light system allowing for maximum application flexibility.  
*Designed in collaboration with Stefano Boeri Interiors as product design consultant.*

### MECHANICAL CHARACTERISTICS

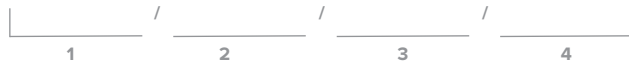
<b>Dimensions</b>	2.58"W x 3.46"H
<b>Materials</b>	Extruded aluminum surface profile protected with a layer of black anodization, minimum thickness of 15 $\mu$ .
<b>Finish</b>	<input type="radio"/> Plaster White <input checked="" type="radio"/> Deep Black <input checked="" type="radio"/> Ferrite Dark Grey
<b>Functionality</b>	Different mounting configurations are achievable using joint connectors that make it possible to build a simple or complex systems. To be completed with IVY series lighting modules.
<b>Mounting</b>	Surface mounted profile for use in indoor/outdoor installations. Profile system configurations are achieved through joint connectors.
<b>Weight</b>	19.69" L: 2.05 lbs / 39.37" L: 4.10 lbs / 78.74" L: 8.20 lbs

### WARRANTY

5 year limited warranty.

# IVY SURFACE PROFILE

## SPECIFICATION INFORMATION




Ex: 1E4228 / 1E4234

1 - PROFILE	2 - END CAP	3 - JOINT CONNECTOR	4 - DECORATIVE COVER
REQUIRED	REQUIRED	OPTIONAL	OPTIONAL

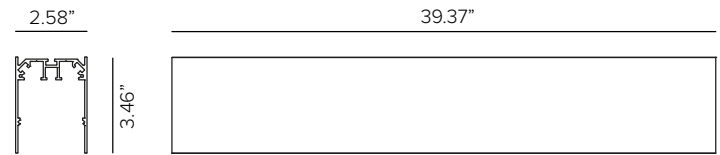
Plaster White Finish   
  Deep Black Finish   
  Ferrite Dark Grey Finish

### 1 - PROFILE (REQUIRED)



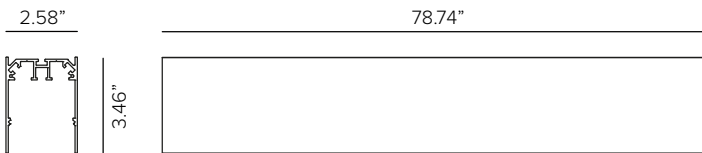
IVY surface mounted aluminum profile.

Finish	<input type="radio"/>	<input checked="" type="radio"/>	<input checked="" type="radio"/>
Part No.	<b>1E4228</b>	<b>1E4151</b>	<b>1E4155</b>



IVY surface mounted aluminum profile.


Finish	<input type="radio"/>	<input checked="" type="radio"/>	<input checked="" type="radio"/>
Part No.	<b>1E4229</b>	<b>1E4152</b>	<b>1E4156</b>



IVY surface mounted aluminum profile.

Finish	<input type="radio"/>	<input checked="" type="radio"/>	<input checked="" type="radio"/>
Part No.	<b>1E4230</b>	<b>1E4153</b>	<b>1E4157</b>

### 2 - END CAP (REQUIRED)

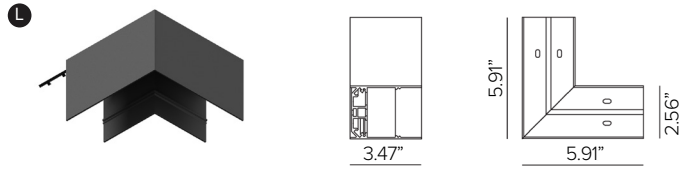


IVY surface mount profile end cap kit, 2pcs.

Finish	<input type="radio"/>	<input checked="" type="radio"/>	<input checked="" type="radio"/>
Part No.	<b>1E4234</b>	<b>1E4167</b>	<b>1E4168</b>

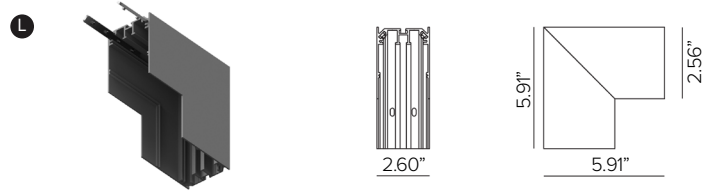
# IVY SURFACE PROFILE

## 3 - JOINT CONNECTOR (OPTIONAL)



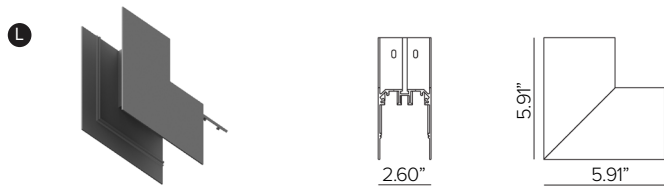
IVY surface profile L-joint connector.

Finish	<input type="radio"/>	<input checked="" type="radio"/>	<input checked="" type="radio"/>
Part No.	<b>1E4236</b>	<b>1E4172</b>	<b>1E4176</b>



IVY surface profile L-concave joint connector.

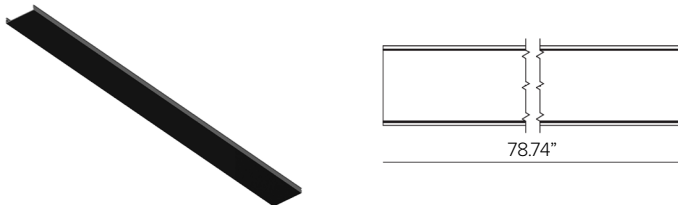
Finish	<input type="radio"/>	<input checked="" type="radio"/>	<input checked="" type="radio"/>
Part No.	<b>1E4237</b>	<b>1E4173</b>	<b>1E4177</b>



IVY surface profile L-convex joint connector.

Finish	<input type="radio"/>	<input checked="" type="radio"/>	<input checked="" type="radio"/>
Part No.	<b>1E4238</b>	<b>1E4174</b>	<b>1E4178</b>

## 4 - DECORATIVE COVER (OPTIONAL)



IVY profile decorative cover, field cuttable.

Finish	<input checked="" type="radio"/>
Part No.	<b>1E4170</b>

Plaster White Finish     Deep Black Finish     Ferrite Dark Grey Finish