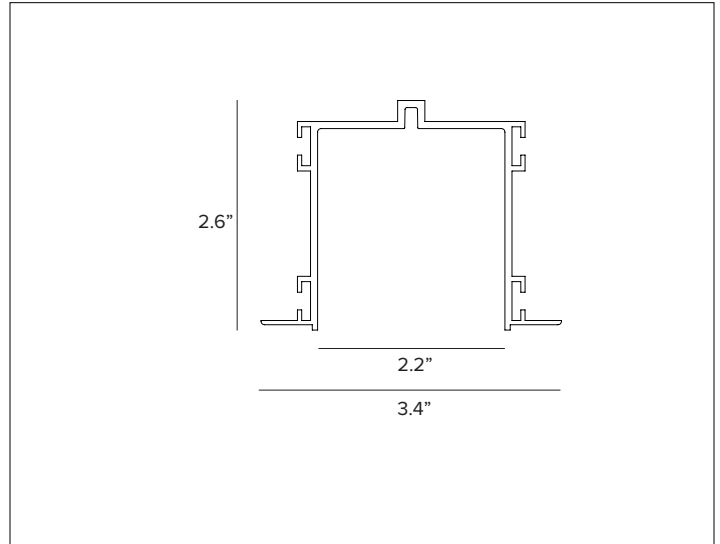


OZ 48V LARGE RECESSED PROFILE

Magnet Mounted Modular Light System



CONCEPT

Professional magnet mounted low voltage modular light system allowing for maximum application flexibility.

MECHANICAL CHARACTERISTICS

Dimensions 3.4"W x 2.6"H

Materials Extruded painted aluminum profile.

Finish Plaster White Deep Black

Functionality Different mounting configurations are achievable using joint connectors that make it possible to build a simple or complex systems. To be completed with OZ 48V Power Rail for electrical connections.

Mounting Recessed flanged profile for use in Non-Airtight installations. Profile system configurations are achieved through optional joint connectors.

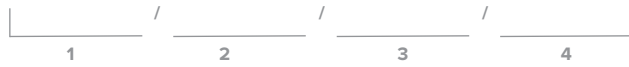
Weight 3.28ft L: 2.7 lbs / 6.59ft L: 5.6 lbs

WARRANTY

5 year limited warranty.

OZ 48V LARGE RECESSED PROFILE

SPECIFICATION INFORMATION

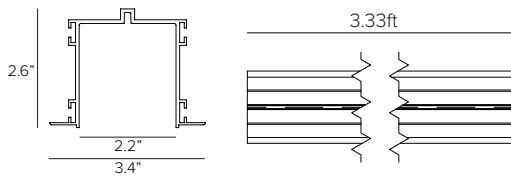


Ex: 1T7067 / 1T7073 / 1T7076

1 - PROFILE	2 - END CAP	3 - MOUNTING	4 - JOINT CONNECTOR
REQUIRED	REQUIRED	REQUIRED	OPTIONAL

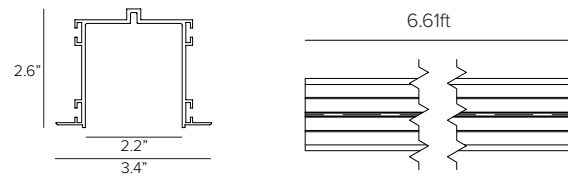
Plaster White Finish
 Deep Black Finish

1 - PROFILE (REQUIRED)



Field cuttable OZ LARGE recessed flanged aluminum profile.

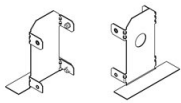
Finish
 Part No. **1T7067** **1T7070**



Field cuttable OZ LARGE recessed flanged aluminum profile.

Finish
 Part No. **1T7068** **1T7071**

2 - END CAP (REQUIRED)



OZ LARGE recessed profile end cap kit, 2pcs.

Finish
 Part No. **1T7073** **1T7074**

3 - SUPPORT BRACKET (REQUIRED)



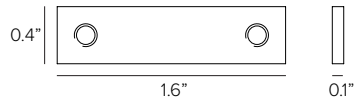
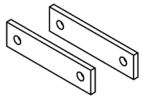
OZ LARGE recessed profile steel installation support bracket. Suggested 2pcs for 3.33ft L and 3pcs for 6.61ft L profiles.

Part No. **1T7076**

OZ 48V LARGE RECESSED PROFILE

4 - JOINT CONNECTORS (OPTIONAL)

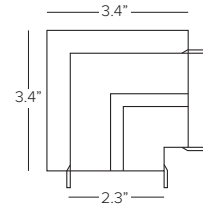
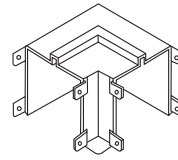
●



OZ recessed profile linear joint connector kit, includes 2pcs mechanical linear joints and 4pcs screws. Compatible with small and large profiles.

Part No. **1T7041**

●



OZ LARGE recessed profile L-joint connector.

Finish



Part No. **1T7437**

1T7438

Plaster White Finish

Deep Black Finish

OZ 48V LARGE RECESSED PROFILE

INSTALLATION DIAGRAMS

NOTE: Max of 4 connectors (excluding power feed) or 30ft or power rail per individual power supply.

RECESSED INSTALLATION

Power Rail + Recessed Profile

