

FEATURES:

- ✓ Architectural linear luminaire with direct distribution.
- ✓ Light source: 11" LED Modular board.
- ✓ Dark Optic provides superior lighting distribution with precise low glare illumination.
- ✓ Offered with regular 50°/16UGR, flood 80°/19UGR or asymmetric beam angle.
- ✓ Available for row mounted installations in various lengths.
- ✓ Suitable for recessed installation in to drywall or T-Bar.
- ✓ Extruded aluminum body comes with white, black or grey finish.
- ✓ Also available with custom color options.
- ✓ LED's are rated for 60,000hrs. L80 with +85CRI.
- ✓ Has a proven record in office, commercial and retail installations.
- ✓ Custom modifications are available.
- ✓ ED luminaires are certified to CSA and UL Standards. **reinventlight**

SPECIFICATION:

ED VECTOR+ - - - - - - - - - - - -

Enter the Product Code into the boxes above.

TYPE

- DO - Dark Optic

SIZE

_____ Feet*

* 1Foot increment only.

SOURCE

- 5W/Ft LED
- 7W/Ft LED
- 10W/Ft LED

RADIANCE

- DD - Direct (100%Down)

*Light Distribution.

VOLTAGE

- 120V
- 277V
- 347V*

*Not available for all configurations.

DRIVER

- ST - Standard
- DL - 0-10V Dimming (1%)
- DA - DALI
- *
- EC - Emergency Circuit

* Please specify dimming method (Phase).

MOUNTING

- RS - Recessed
- RB - Recessed T-Bar

REFLECTOR

- WH - White
- BK - Black
- SL - Silver

LENS

- RB - Regular 50°
- FB - Flood 80°
- AB - Asymmetric

FINISH

- WH - White
- BK - Black
- GR - Grey
- CF - Custom RAL#

CCT

- 30K - 3000Kelvin
- 35K - 3500Kelvin
- 40K - 4000Kelvin

OPTIONS

- No Options*
- 90 CRI
- CB - Casambi BT

*Leave Empty.

LUMEN OUTPUT W/Ft:

Watts	30K	35K	40K
5W	610 lm	625 lm	640 lm
7W	855 lm	875 lm	895 lm
10W	1225lm	1250 lm	1275 lm

Project:

Type:

SIZE:



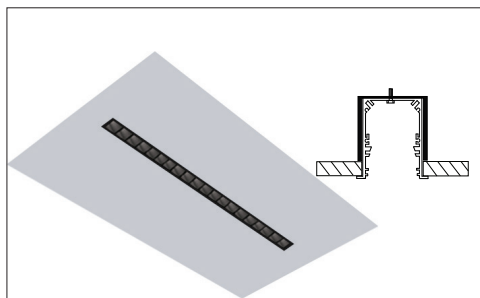
Size	L(CUTOUT)	L1(T-BAR)	LED Strips
1 Feet	11.125 Inch	11.750 Inch	1x11"
2 Feet	23.125 Inch	23.750 Inch	2x11"
3 Feet	34.125 Inch	35.750 Inch	3x11"
4 Feet	45.125 Inch	47.750 Inch	4x11"
5 Feet	56.125 Inch	59.750 Inch	5x11"
6 Feet	67.125 Inch	71.750 Inch	6x11"
7 Feet	78.125 Inch	83.750 Inch	7x11"
8 Feet	89.125 Inch	95.750 Inch	8x11"

RADIANCE:

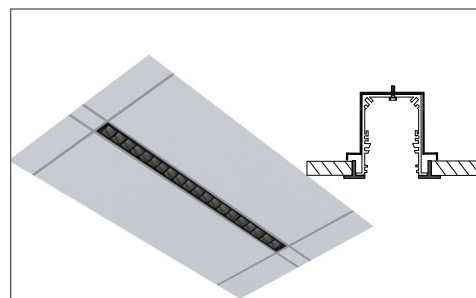
DIRECT DISTRIBUTION



MOUNTING:

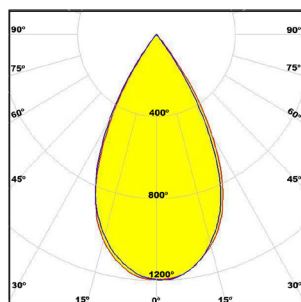


RECESSED

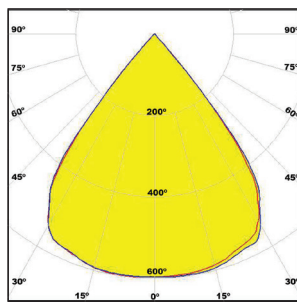


RECESSED T-BAR

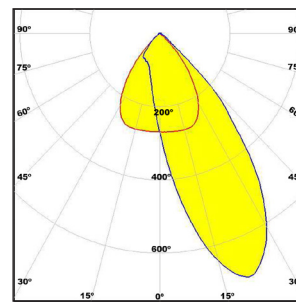
BEAMS:



REGULAR BEAM



FLOOD BEAM



ASYMMETRIC BEAM