

FEATURES:

- ✓ Architectural sound absorbing Eco Felt Acoustic panel.
- ✓ Made from recyclable plastic material available in different thicknesses.
- ✓ Class1 Fire rated with 0.7 Noise Reduction Coefficient / 1" Acoustic.
- ✓ Light source: LED Board (5.5"/11"/22"/24").
- ✓ Diffused illumination is provided by frosted opal lens.
- ✓ Extruded aluminum body comes with white, black or grey finish.
- ✓ Also available with custom colour options.
- ✓ LED Strips are rated for 60,000hrs. L80 with +85 CRI.
- ✓ Has a proven record in office, commercial and retail installations.
- ✓ Custom modifications are available.
- ✓ ED luminaires are certified to CSA and UL Standards.

reinventlight

SPECIFICATION:

Sonic CROSS+

TYPE	HEIGHT	SIZE	SOURCE	VOLTAGE	DRIVER	MOUNTING	LENS	CROSS FINISH	ACOUSTIC	CCT
<input type="text"/>	<input type="text"/>	<input type="text"/>	<input type="text"/>	<input type="text"/>	<input type="text"/>	<input type="text"/>	<input type="text"/>	<input type="text"/>	<input type="text"/>	<input type="text"/>

Enter the Product Code into the boxes above.

TYPE

- FV - Flush Vcut
- FR - Flush Regular
- *

*Please specify custom type.

HEIGHT

- 12 Inch
- 16 Inch
- 24 Inch

SIZE

- 2 Feet
- 3 Feet
- 4 Feet

SOURCE

- 25WLED
- 50WLED
- 75WLED*

*Available for 3 & 4 Feet.

VOLTAGE

- 120V
- 277V
- 347V*

**Not available for all configurations.

DRIVER

- ST - Standard
- DL - 0-10V Dimming (1%)
- DA - DALI
- *

* Please specify dimming method (Phase).

MOUNTING

- S4-Suspension 4Feet
- S6-Suspension 6Feet
- S Feet*

*Please specify required Length.

LENS

- OP - Opal

ED CROSS+ FINISH

- WH - White
- BK - Black
- GR - Grey

CCT

- 30K - 3000Kelvin
- 35K - 3500Kelvin
- 40K - 4000Kelvin
- TW - Tunable White** (2700K-6500K)

*Other options are available.
**Available with Dali controls.

ACOUSTIC FINISH

<input type="checkbox"/> 01	<input type="checkbox"/> 02	<input type="checkbox"/> 03	<input type="checkbox"/> 04	<input type="checkbox"/> 05	<input type="checkbox"/> 06	<input type="checkbox"/> 07	<input type="checkbox"/> 09	<input type="checkbox"/> 11	<input type="checkbox"/> 12
<input type="checkbox"/> 15	<input type="checkbox"/> 18	<input type="checkbox"/> 24	<input type="checkbox"/> 25	<input type="checkbox"/> 26	<input type="checkbox"/> 28	<input type="checkbox"/> 30	<input type="checkbox"/> 31	<input type="checkbox"/> 32	<input type="checkbox"/> 33

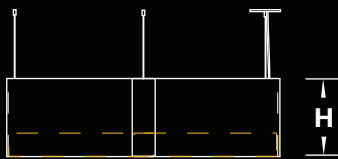
LUMEN OUTPUT:

Watts	30K	35K	40K
25W	2610 lm	2650 lm	2690 lm
50W	5150 lm	5250 lm	5380 lm
75W	7720 lm	7875 lm	8030 lm


Project:

Type:

SIZE:

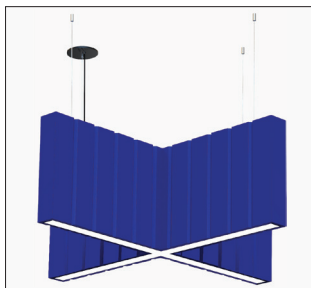


FR-FLUSH REGULAR

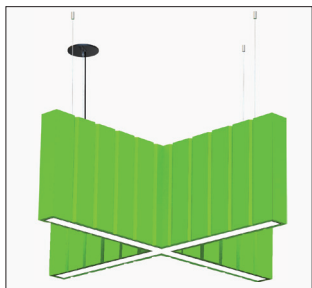


H - Height	SIZE	Width x Length
12 Inch = 11.75 Inch	2Feet	24.50x24.50 Inch
16 Inch = 15.75 Inch	3Feet	35.25x35.25 Inch
24 Inch = 23.75 Inch	4Feet	46.50x46.50 Inch

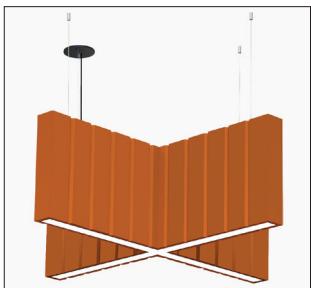
FLUSH VCUT FINISHES:



#01



#15




#06




#25


FLUSH REGULAR-FINISHES:



#01



#15



#06



#25