



FEATURES:

- ✓ Architectural sound absorbing Eco Felt Acoustic panel.
- ✓ Made from recyclable plastic material available in different thicknesses.
- ✓ Class1 Fire rated with 0.7 Noise Reduction Coefficient / 1" Acoustic.
- ✓ Light source: COB LED.
- ✓ High efficiency integral reflector combined with opal lens insert.
- ✓ Square internal louver is available in a wide range of finishes.
- ✓ Aluminum body of the luminaire comes with built-in-driver.
- ✓ LED Spot is rated for 60,000hrs. L70 with +85 CRI.
- ✓ Has a proven record in office, commercial and retail installations.
- ✓ Custom modifications are available.
- ✓ ED luminaires are certified to CSA and UL Standards.

reinventlight

SPECIFICATION:

Sonic CUBIC+ - - - - - - - - - -

Enter the Product Code into the boxes above.

TYPE

- ES - Engrave
- CS - Custom Cut
- PS - Perforation
- LS - Layers
- SS - Standard

HEIGHT

- 12 Inch
- 16 Inch
- 24 Inch

SOURCE

- 15W LED
- 20W LED
- 25W LED

VOLTAGE

- 120V
- 277V

DRIVER

- ST - Standard
- DL - 0-10V Dimming
- DT - TRIAC
- *

* Please specify dimming method (ELV).

MOUNTING

- S4-Suspension 4Feet
- S6-Suspension 6Feet
- S Feet*

*Please specify required Length.

LOUVER

- WH - White
- BK - Black

ED CUBIX+ FINISH

- WH - White
- BK - Black
- GR - Grey*

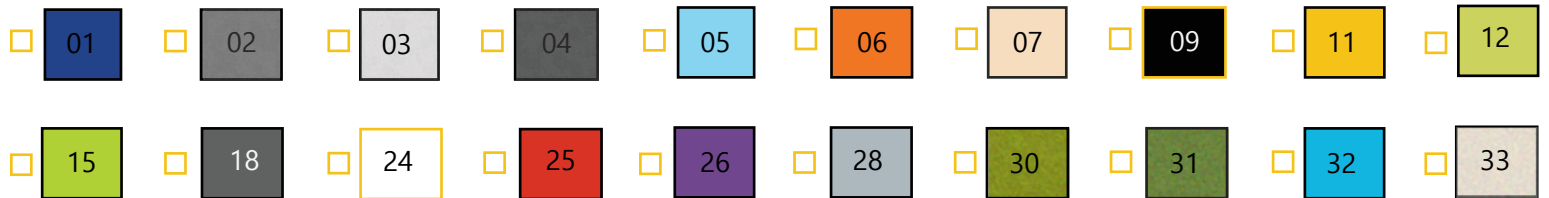
*Supply with White Cord & Canopy

CCT

- 30K - 3000Kelvin
- 35K - 3500Kelvin
- 40K - 4000Kelvin

*Other options are available.

ACOUSTIC FINISH



LUMEN OUTPUT:

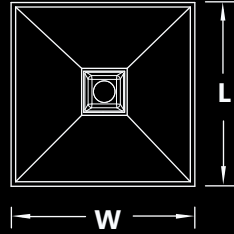
Watts	30K	35K	40K
15W	1400 lm	1430 lm	1460 lm
20W	1910 lm	1950 lm	1990 lm
25W	2350 lm	2400 lm	2450 lm

Project:


Type:

SIZE:

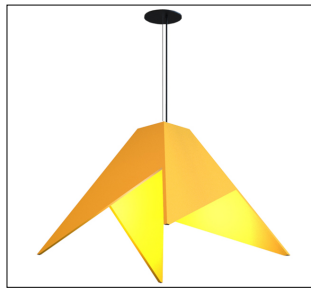
H - Height	Length	Width
12 Inch = 11.75 Inch	16.00 Inch	16.00 Inch
16 Inch = 15.75 Inch	21.50 Inch	21.50 Inch
24 Inch = 23.75 Inch	30.50 Inch	30.50 Inch



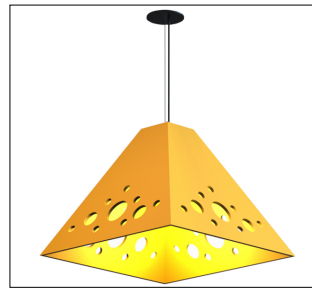
DESIGN:



ES - ENGRAVE



CS - CUSTOM CUT

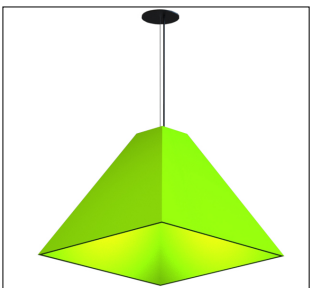


PS - PERFORATION

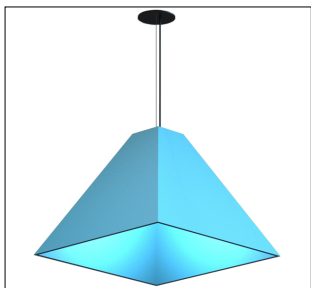


LS - LAYERS

STANDARD SHADE FINISHES:



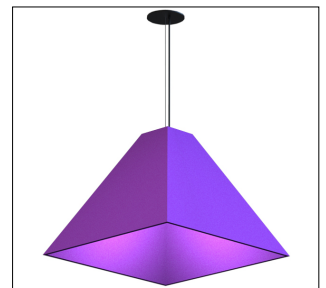
#15



#05



#25



#26