

## FEATURES:

- ✓ Architectural sound absorbing Eco Felt Acoustic panel.
- ✓ Made from recyclable plastic material available in different thicknesses.
- ✓ Class1 Fire rated with 0.7 Noise Reduction Coefficient/1" Acoustic.
- ✓ Light source: LED Board (5.5"/11"/22"/24").
- ✓ Diffused illumination is provided by frosted opal lens.
- ✓ Extruded aluminum body comes with white, black or grey finish.
- ✓ Also available with custom colour options.
- ✓ LED Strips are rated for 60,000hrs. L80 with +85 CRI.
- ✓ Has a proven record in office, commercial and retail installations.
- ✓ Custom modifications are available.
- ✓ ED luminaires are certified to CSA and UL Standards.

reinventlight

## SPECIFICATION:

**Sonic VECTOR+**  -  -  -  -  -  -  -  -  -  -  -  -

Enter the Product Code into the boxes above.

### TYPE

- FV - Flush Vcut
- FR - Flush Regular
- XS - X Design
- DS - DOME
- \*

\*Please specify custom type.

### HEIGHT

- 12 Inch
- 16 Inch
- 24 Inch

### SIZE

- 4 Feet
- 6 Feet
- 8 Feet
- \*

\*Please specify custom size

### SOURCE

- 5W/Ft LED
- 7W/Ft LED
- 10W/FTLED\*

\*UD light distribution only.

### RADIANCE

- DD - Direct (100%Down)
- ID - Indirect (100%Up)\*\*
- UD - Uneven(70%Down/30%Up)\*\*

\*Light Distribution.

\*\*Suspended Configuration from 4 Feet and longer.

### VOLTAGE

- 120V
- 277V
- 347V\*

\*Not available for all configurations.

### DRIVER

- ST - Standard
- DL - 0-10V Dimming (1%)
- DA - DALI
- \*

\*Please specify dimming method (Phase).

### MOUNTING

- S4-Suspension 4Feet
- S6-Suspension 6Feet
- S  Feet\*

\*Please specify required Length.

### LENS

- OP - Opal

### ED VECTOR+ FINISH

- WH - White
- BK - Black
- GR - Grey

### CCT

- 30K - 3000Kelvin
- 35K - 3500Kelvin
- 40K - 4000Kelvin
- TW - Tunable White\*\* (2700K-6500K)

\*Other options are available.

\*\*Available with Dali controls.

## ACOUSTIC FINISH

01  02  03  04  05  06  07  09  11  12  
 15  18  24  25  26  28  30  31  32  33

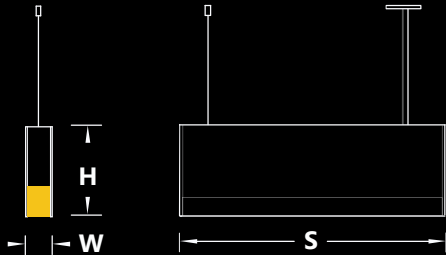
## LUMEN OUTPUT W/Ft:

Watts	30K	35K	40K
5W	515 lm	525 lm	535 lm
7W	720 lm	735 lm	750 lm
10W	1030lm	1050 lm	1080 lm

Project:

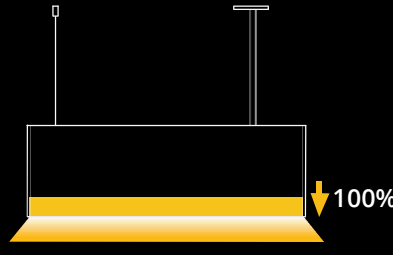
Type:

**SIZE:**

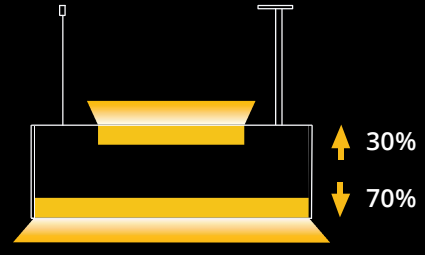


FR - FLUSH REGULAR

**RADIANCE:**




DIRECT DISTRIBUTION




UNEVEN DISTRIBUTION

H-Height	S-Size	W-Width
12 Inch = 11.75 Inch	4 Feet = 47.75 Inch	3.00 Inch
16 Inch = 15.75 Inch	6 Feet = 71.75 Inch	
24 Inch = 23.75 Inch	8 Feet = 95.75 Inch	

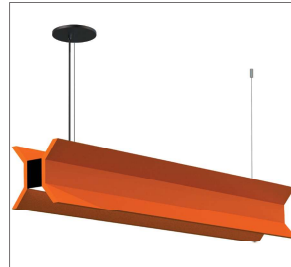
**DESIGN:**



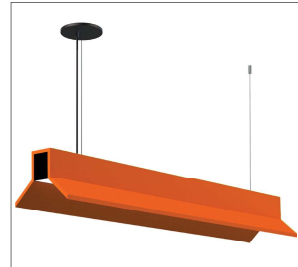
FV - FLUSH VCUT



FR - FLUSH REGULAR

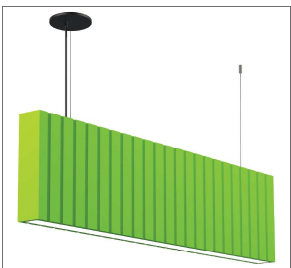


XS - X DESIGN




DS - DOME


**FLUSH VCUT FINISHES:**



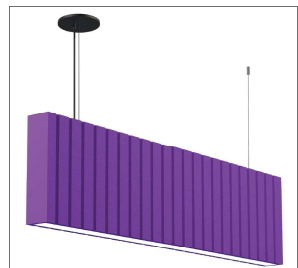
#15



#11



#25



#26