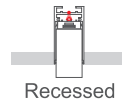
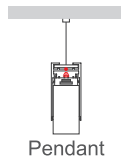
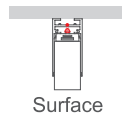


STRAIGHT MAGNETIC TRACK PROFILE



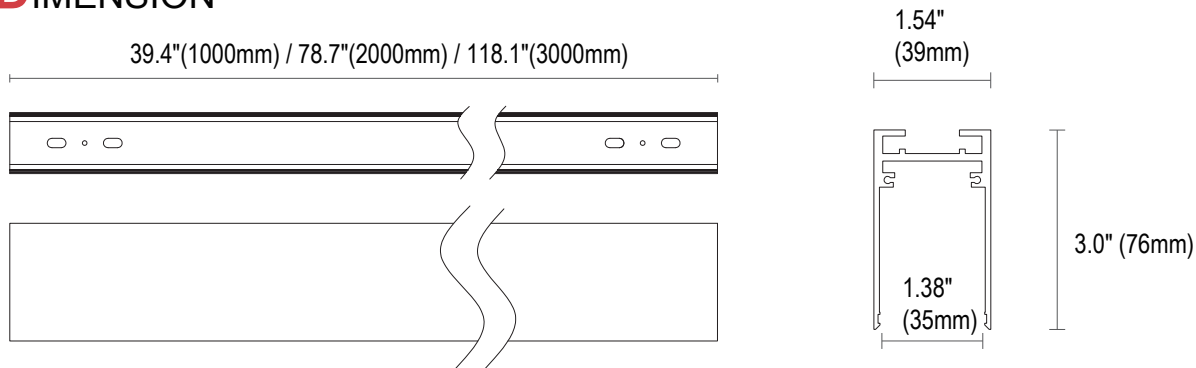
PRODUCT DESCRIPTION

The ultimate in modern aesthetics. It isn't just about track rail, it's also about creating unique lighting configurations. Thanks to different types of corners, the geometrical possibilities really are endless. Light components, ranging from linear, wall washer to adjustable spotlights and decorative pendants snap in the track magnetically, without tools. Standard length is available in 1, 2 & 3 meter sections and can be surface, recessed or pendant mounted.

GENERAL SPECIFICATION

| | |
|---------------|------------------------------|
| Material | Aluminum |
| Color | RAL9004 Black/RAL 9003 White |
| Input Voltage | 24Vdc |
| Input Current | 8A Max |

DIMENSION



Ordering Information

Example: MTS1M-24V-BK

| Series | Length ¹ | Voltage | Installation | Frame Finish |
|-----------------------------|---------------------|--------------------------|--|--------------------------|
| MTS -Magnetic Track Profile | 1M -39" | - 24V-24Vdc ² | Need to order and ship separately³ | - BK -Black ⁴ |
| | 2M -79" | | PMK - Pendant Mount Kits | Optional |
| | 3M -118" | | SMK- Surface Mount Kits | WH -White ⁴ |
| | | | RMK- Recessed Mount Kits | |

Notice:

1. Custom track length is optional. If for special track length and pattern demand, please contact Customer Service. Continuous run mount can't exceed 50 meters, otherwise voltage drop will occur.
2. 24V constant voltage LED drivers can be chosen in the following driver list or supplied by customer. The total fixture wattages can't exceed 200W.
3. Different mounting kits need to be bought separately. Please check the details in the following accessory list.
4. Black finish is standard. Custom color is available for a premium setup fee. Consult customer service for additional information.

ACCESSORIES (ORDER AND SHIP SEPARATELY)

CORNER

L Corner

■ Sandy Black □ Sandy White



MTS-LC-BK

Inner Corner

■ Sandy Black □ Sandy White



MTS-IC-BK

Outer Corner


■ Sandy Black □ Sandy White



MTS-OC-BK

T corner

■ Sandy Black □ Sandy White



MTS-TC-BK

45D corner

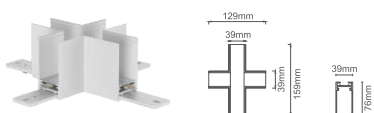
■ Sandy Black □ Sandy White



MTS-VC-BK

CROSS corner

■ Sandy Black □ Sandy White

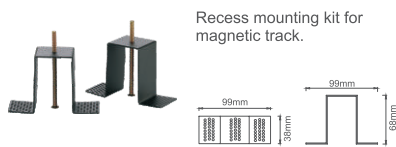


MTS-CC-BK

MOUNTING

Recessed kit

■ Sandy Black □ Sandy White



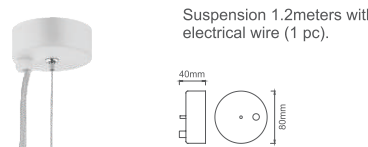
Recess mounting kit for magnetic track.

MTS-RM-BK

* 2 pieces per set.

Pendant kit-A

■ Sandy Black □ Sandy White

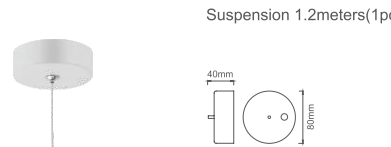


Suspension 1.2meters with electrical wire (1 pc).

MTS-PM-A-BK

Pendant kit-B

■ Sandy Black □ Sandy White



Suspension 1.2meters(1pc).

MTS-PM-B-BK

Track connector

■ Sandy Black □ Sandy White



Profile connection.

MTS-CNCT-BK

* The track connector must be worked together with power plate

Power plate 65mm

■ Sandy Black □ Sandy White



Electric connection, with 2 pins.

MTS-PP-65-BK

Surface Mount Kits

■ Sandy Black □ Sandy White



MTS-SM-BK

Surface mounted for magnetic track, includes 4pcs

Track cover

■ Sandy Black □ Sandy White



Track cover 1 meter

MTS-COVER-BK

Driver box

■ Sandy Black □ Sandy White



Empty box.

MTS-DBOX-BK

Track bridge

■ Sandy Black □ Sandy White



Current:Max 8A,
Power:Max 200W

MTS-TB-BK

CONSTANT VOLTAGE LED DRIVER LIST (ORDER AND SHIP SEPARATELY)

NON-DIMMABLE LED DRIVER

75W


XLG-75-24-A

75W, non-dimmable
 Size: 180x63x35.5mm
 input voltage: AC100-305V,
 output voltage: 24V DC

100W


XLG-100-24-A

100W, non-dimmable
 Size: 180x63x35.5mm
 input voltage: AC100-305V,
 output voltage: 24V DC

150W


XLG-150-24-A

150W, non-dimmable
 Size: 180x63x35.5mm
 input voltage: AC100-305V,
 output voltage: 24V DC

200W


XLG-200-24-A

200W, non-dimmable
 Size: 180x63x35.5mm
 input voltage: AC100-305V,
 output voltage: 24V DC

5 IN 1 DIMMABLE LED DRIVER

80W


KVG-24080-DWJ

80W, Triac/0-10V/1-10V/10V PWM
 Size: 220x93x41mm
 input voltage: 120-277V
 output voltage: 24V DC

100W


KVG-24100-DWJ

100W, Triac/0-10V/1-10V/10V PWM
 Size: 220x93x41mm
 input voltage: 120-277V
 output voltage: 24V DC

150W


KVG-24150-DWJ

150W, Triac/0-10V/1-10V/10V PWM
 Size: 260x103x46mm
 input voltage: 120-277V
 output voltage: 24V DC

200W


KVG-24200-DWJ

200W, Triac/0-10V/1-10V/10V PWM
 Size: 260x103x46mm
 input voltage: 120-277V
 output voltage: 24V DC

DALI INTELLIGENT LED DRIVER

100W


LM-100-24-G1D2

100W, DALI-2, Push DIM
 Size: 352x43x30mm(LxWxH)
 input voltage: AC120-277V,
 output voltage: 24V DC

Warranty

Five year limited warranty.

Working temperature: -20°C to + 40°C(-4 °F to 104°F)