



SELECTABLE ECO VISION LED STRIP

Wide size ideal to replace the 2-lamp T8

3000K	3500K	4000K
CCT SELECTABLE		
WATTAGE SELECTABLE		



PRODUCT DESCRIPTION

ABOVE ALL lighting's VISION LED strip light has a sleek design with a diffuser lens. Wide size is ideal to replace the 2-lamp T8. Standard lengths come in 4ft and 8ft. Wide lumen range from 4,000lm to 11,000lm with high efficiency up to 143LPW. CCT and wattage selectable. Built-in sensor is available. Optional accessories include reflector, wire guard, V-hook and quick surface mount kits. It can be widely used in stairwells, warehouses, offices, garages, shop displays, and other commercial applications.

FEATURE

- 3000K, 3500K and 4000K selectable
- Wattage selectable
- 8% up-light and no glare
- Quick and Easy to wire and install
- Built-in sensor
- Ceiling & wall surface mounted, suspension mounted

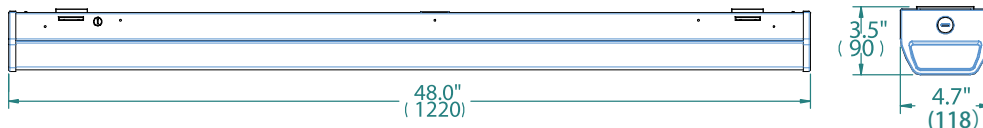
ELECTRICAL SYSTEM

- Input Voltage 120-347V 50/60Hz
- Class 2 driver
- Minimum Ambient -20°C, Maximum Ambient is 40°C
- Power Factor: > 0.9 at full load
- Total Harmonic Distortion: < 20% at full load

SPECIFICATION

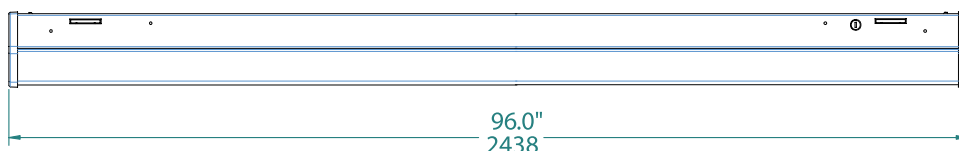
4FT

Net. Weight: 7.5 lbs

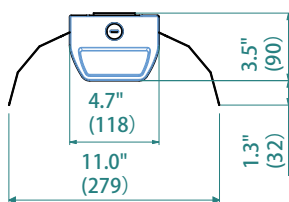


8FT

Net. Weight: 13.5 lbs



With Two Reflectors



PERFORMANCE

CRI

80

CCT

3000K, 3500K, 4000K selectable

Dimming

0-10V Dimming Standard

Projected Lifetime

L70 - 156,000 Hours

Working Temperature

-4-104°F (-20-40°C)

Certifications

- cETLus conforms to UL Std. 1598 Cert. to CSA Std. G22.2 No.250.0
- Suitable for damp locations
- RoHS compliant

Ordering Information

Example: STR12DSP1LEDSW8F-SE

Name	Dimension	Dimmable	Watts	LED	CCT	Voltage	Lens	Controls	Series
STR	12 - 4FT	D - 0-10V Dimmable	SP1 - Selectable Power 32W/37W/47W ¹	LED	SW - Selectable White 3000K/3500K/4000K ²	8- 120-347V	F-Frosted lens ³	Blank - None MSW-Microwave Dimming sensor ⁴	SE - ECO
	24 - 8FT		SP2 - Selectable Power 55W/63W/80W ¹						


- 32W for 4ft and 62W for 8ft are default setting, If other wattage needed please change the setting in the field.
- 4000K is default setting. If other CCT needed please change the setting in the field.
- Frosted lens is standard. Please contact Customer Service for the lead time of clear lens.
- Microwave dimming sensor for mounting height 20ft (6m) max. Dimming default setting is Bi-Level dim, 50% on vacancy and 100% on Occupancy. Daylight sensor default setting is disabled. If other settings needed such as 20% or 30% dimming, ON/OFF function, and daylight sensor function, please consult with customer service in advance.

* Surface mount is standard. If quick surface mount or V-hook mount is needed, please order the mounting brackets separately. Please check the accessory table for details.

* MSW can read vibration as movement and trigger the sensor despite no physical movement in the sensor field. As such, MSW should not be installed in rooms that experience significant levels of vibration.

* Standard Finish is White. Custom colors might be available for an additional fee. Please check with Customer Service for more information.

Accessories (Ordered separately)



90237

STRP06-WG
Wire guard for
2ftstrip



90240

STRP06-RF
Reflector 2ft strip



90243

STRP-VH³
V-hooks for strip (a pair)



90264

STRP-QSMK
Quick surface mount
kit for ceiling and wall
mount (a pair)



90759

STR-PMK
Pendant Mount Kits
for strip (a pair)



90576

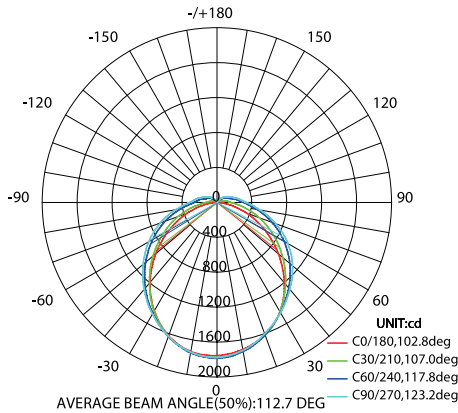
MH10
Remote control for MSW

Notes:

- If for 8ft please order two pieces.
- If this reflector will be installed at one side, then one piece for 4ft and two pieces for 8ft. If this reflector will be installed at both two sides, then two pieces for 4ft and four pieces for 8ft
- Soft chain mount with V-hooks is the best choice if fixture is with MSW and needed to be installed on a ceiling of long time vibration.

PHOTOMETRY

All published luminaire photometric testing performed to IESNA LM-79-08 standards by a NVLAP certified laboratory.



Projected LED Lumen Maintenance

Data references the extrapolated performance projections for the LED strip in a 77°F ambient, (tested per IESNA LM-80-08 and projected per IESNA TM-21-11).

Operating Hours	10,000	19,000	38,000	156,000
Lumen Maintenance Factor	0.98(L98)	0.96(L96)	0.92(L92)	0.70(L70)

PERFORMANCE DATA

LUMEN OUTPUT

Lumen values are estimated with LED data sheet.

Frosted Lens



Watts	Lumen Output	Size	CRI	AC Input 120V	CCT	LPW
32	4580	4FT	80	0.27A	3500/4000k	143
37	5180	4FT	80	0.30A	3500/4000K	140
47	6350	4FT	80	0.39A	3500/4000K	135
55	7860	8FT	80	0.46A	3500/4000K	143
63	8820	8FT	80	0.52A	3500/4000K	140
80	10800	8FT	80	0.67A	3500/4000K	135

Notes: For 3000K fixtures, use 0.96 multiplier.

Lumen Ambient Temperature (LAT) Multipliers

Use these factors to determine relative lumen output for average ambient temperature from -4-104°F (-20-40°C)

Ambient		Multiplier
Celsius	Fahrenheit	
0	32	1.06
10	50	1.03
20	68	1.01
25	77	1.00
30	86	0.99
40	104	0.97

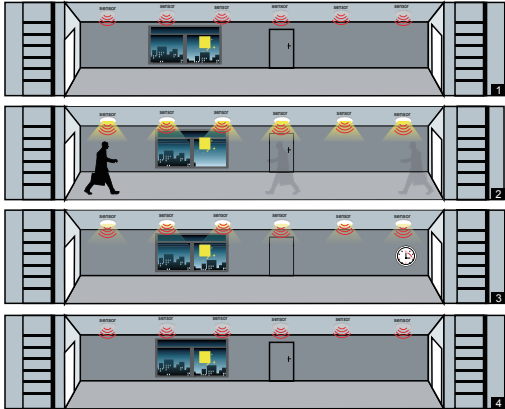


- **Easy to wire** end and back side wire entries available, meet different junction box locations.

- **Easy to install** quick ceiling & wall surface mount and V-hook mount optional, no need to open the housing.

MICROWAVE DIMMING SENSOR

The sensor is an innovative motion sensor, switch on the light on detection of movement, and switch off after a hold time when there is no motion detected.



1. No motion detected, all lamps switch off.
2. Any movement is detected from any direction, all lamps synchronously switch on.
3. No motion is detected in detection area, all lamps synchronously dim to a low light level after hold time.
4. After stand-by period, the lamps switch off if no movement is detected in the detection zone.

MICROWAVE DIMMING SENSOR SETTING (120-347V)

Sensor data can be precisely set for each specific application by a remote controller which need to be bought separately.

Detection area

Detection area can be reduced by selecting the combination on the remote controller to fit precisely each application.

Optional Setting: 100%/75%/50%/25%

Default Setting: 100%

Hold time

Refers to the time period the lamp remains at 100% illumination after no motion detected.

Optional Setting: 5S/30S/1min/3min/5min/10min/20min/30min

Default Setting: 20min

Stand-by period

Refers to the time period the lamp remains at a low light level before it completely switches off in the long absence of people. When set to “+∞” mode, the low light is maintained until motion is detected.

Optional Setting: 0S/10S/1min/3min/5min/10min/30min/+∞

Default Setting: +∞

Notes: If just need ON/OFF function, please set the stand-by period in “0S” mode by the remote controller.

Daylight sensor

The sensor can be set to only allow the lamp to illuminate below a defined ambient brightness threshold. When set to Disable mode, the daylight sensor will switch on the lamp when motion is detected regardless of ambient light level. 50lux, 30lux: twilight operation, 10lux, 5lux: darkness operation only. Note that daylight sensor is active only when lamp totally switches off.

Optional Setting: 5lux/15lux/30lux/50lux/100lux/150lux/Disable

Default Setting: Disable

Stand-by dimming level

The low light level you would like to have after the hold time in the long absence of people.

Optional Setting: 10%/20%/30%/50%

Default Setting: 50%

Warranty

Five year limited warranty. Full warranty terms located at www.aboveallighting.com/warrantystatements

Notes: Please refers to the instruction manual for motion sensor default setting.