


SOAR PENDANT LIGHT



PRODUCT DESCRIPTION

The Soar pendant light is designed with two advanced Mitsubishi light guide plates to achieve uniform and anti-glare lighting effect. Elegant appearance looks like flashing wings are soaring in the sky. The middle structure is made of aerometal, super sturdy and corrosion-resistant. It is perfect for applications that include conference rooms, open offices, retail settings, or anywhere you want to make a statement.

FEATURE

- Mitsubishi light guide plates
- Sturdy and corrosion-resistant aerometal structure
- Direct and indirect distribution
- Transparent flashing wings appearance
- 3000K/3500K/4000K selectable
- 0-10V dimming

ELECTRICAL SYSTEM

- Input Voltage: 120-277V, 50/60Hz
- 0-10V Dimming optional
- Minimum Ambient -20°C, Maximum Ambient is 40°C
Power Factor: > 0.9 at full load
- Total Harmonic Distortion: < 20% at full load

PERFORMANCE

CRI

80 is standard
90 is optional

CCT

3000K, 3500K, 4000K selectable

Dimming

0-10V Dimming optional

Projected Lifetime

L70 - 100,000 Hours

Working Temperature

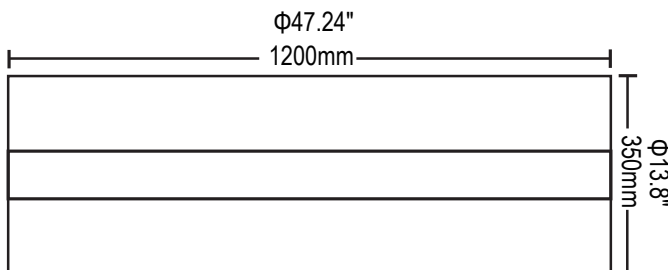
-4-104°F (-20-40°C)

Certifications

- cETLus conforms to UL Std. 1598
Cert. to CSA Std. C22.2 No.250.0
- Suitable for dry locations
- RoHs compliant

SPECIFICATION

Net Weight: 11.9 lbs / 5.4 kg



Ordering Information

Example: SOAR60-SW-801

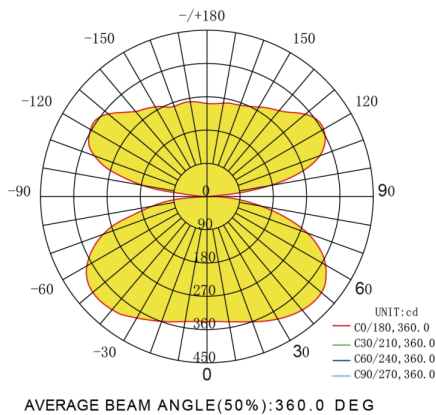
Series	Watts	CCT	CRI	Voltage	Controls	Finish
SOAR	60 - 60W	SW - 3000K/4000K/5000K Selectable	80- 80 CRI ¹ 90- 90 CRI ¹	1 - 120-277V	Blank - None	Blank - White ² (RAL9016)

Notice:

- 80 CRI is standard. 90 CRI can be available for an additional fee. Please contact customer service.
- White finish is standard. Custom color is available for a premium setup fee. Consult customer service for additional information.

PHOTOMETRY

All published luminaire photo metric testing performed to IESNA LM-79-08 standards by a NVLAP certified laboratory. IESNA LM-79-08 specifies the entire luminaire as the source resulting in a fixture efficiency of 100%. Result may vary per actual order.



Uplight 60% / Downlight 40%

PERFORMANCE DATA

LUMEN OUTPUT

Lumen values are measured by third party certified laboratories performed in accordance with IESNA LM-79-08 as well as Lighting Facts listed.

Watts	Lumen Output	AC Input 120V	CCT	CRI	LPW
60	7000	0.50A	4000K	80	117

Warranty

Five year limited warranty.

Note:

Specifications subject to change without notice.