

Project:	Catalogue #:	Type:
Notes:		

Product Description

Premium-grade linear luminaire with optional direct/indirect illumination and geometric profile. The LGH's unique profile and slim linear design provide a clean aesthetic for a wide range of applications.

Applications

Schools, Retail Stores, Industrial, Showrooms.



Features

- Hexagonal profile
- Standard low voltage dimming (0-10v, 1%)
- Suitable for row mounting
- Contractor friendly polycarbonate lens

Featured Options

- Up-light slots - 10%
- Occupancy Sensors
- Mounting u-brackets for stem mounting
- 45 Degree mounting brackets

Optical System

Frosted formed single-piece polycarbonate diffuser.

Mounting

This luminaire is specifically designed for suspended mount applications, including stem, chain & adjustable aircraft cable. Suitable for row mounting. Mounting kits available (ordered separately).

Construction

CNC fabricated, code gauge steel housing and ends.

Finish

Polyester powder painted visible surfaces (see finish options).

Electrical


CSA/UL approved electronic components. Long life LEDs coupled with high efficiency drivers, provide quality illumination.

Warranty

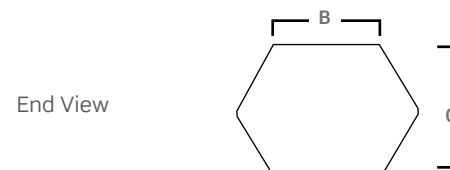
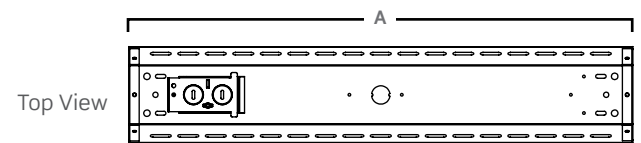
5 year limited warranty. For complete warranty, click here: [5YR Warranty](#)

Approvals

- Built to ETL standards.
- Suitable for damp locations



Dimensions



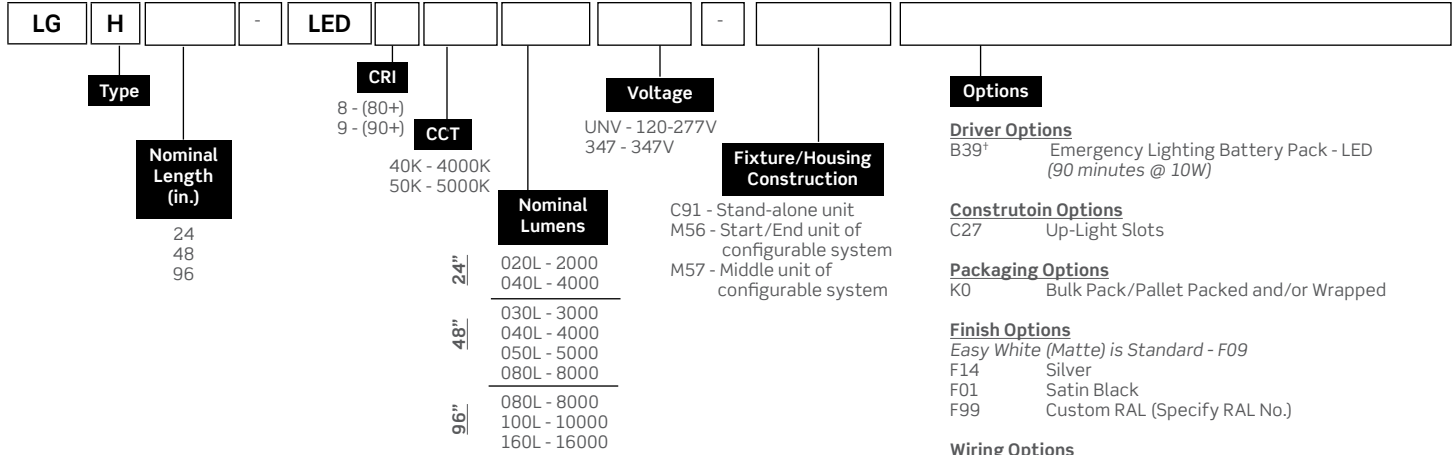
Size	A	B	C
24"	24 1/16"	4 5/8"	3 1/4"
48"	45 1/16"	4 5/8"	3 1/4"
96"	90 1/16"	4 5/8"	3 1/4"

Consult installation guide for exact dimensions.

Project:	Catalogue #:	Type:
Notes:		

Order Key

EXAMPLE: LGH48-LED840K080LUNV-F09



LED Performance						
Size	Nominal Lumens	Delivered Lumens	Watts	Lumens per Watts	Thermal Performance	
					Surface	Pendant
24	2000	2063	13.9	148.5	50	50
	4000	4028	28.6	140.9	29	38
48	3000	3049	19.8	153.6	50	50
	4000	4056	27.3	148.8	50	50
	5000	5056	33.4	151.2	47	50
96	800	8041	54.0	149.0	50	50
	10000	10050	69.6	144.3	47	50
	16000	16076	114.4	140.5	29	38
	8000	8056	57.2	140.9	29	38

- Options**
- Driver Options**
B39† Emergency Lighting Battery Pack - LED (90 minutes @ 10W)
- Construtoin Options**
C27 Up-Light Slots
- Packaging Options**
K0 Bulk Pack/Pallet Packed and/or Wrapped
- Finish Options**
Easy White (Matte) is Standard - F09
F14 Silver
F01 Satin Black
F99 Custom RAL (Specify RAL No.)
- Wiring Options**
V08 Flexible Cord Feed (Single Circuit Cord) 6-ft
V32 Wiring 2-Circuit Cord

Wireless Controls Options
To view the controls guide [Click Here](#)

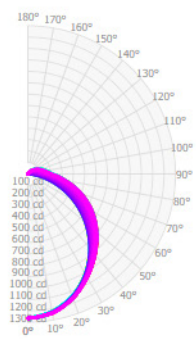
Other options may be available, consult factory. Specifications and data subject to change without notice.

† If fixture is to be switched a 2 circuit cord is required.

- Mounted Accessories (Ordered Separately)**
- KIT00001 Chain Set (2) 4ft w/ S-hooks.M10
 - KIT00002 Speedy Hangers (2).M23
 - KIT00003 Stem & Canopy Set 3/8"IP (2) 4ft.M26
 - KIT00004 Aircraft "Y" Cable (10Ft) with Adjustable Grip (2).M36
 - KIT00027 Aircraft "Y" Cable (5Ft) With Adjustable Coupler, 6-Ft Cord Set & Canopy Kit (2)
 - KIT00323 45 Degree Surface Mounting Brackets

Photometrics

IES File: LGH48-LED840K040LUNV
Lumens: N/A
Wattage: 27.3
Efficacy: 149



Zonal Lumen Summary

Zone	Lumens	%
0.0° - 30.0°	960	23.7%
0.0° - 40.0°	1559	38.4%
0.0° - 60.0°	2758	68.0%
0.0° - 90.0°	3763	92.8%
0.0° - 110.0°	3961	97.7%
0.0° - 130.0°	4043	99.7%
0.0° - 150.0°	4056	100.0%
0.0° - 170.0°	4056	100.0%
0.0° - 180.0°	4056	100.0%

Coefficients of Utilization

pc	80%			80%			70%									
	70%	50%	30%	10%	70%	50%	30%	10%	50%	30%	10%	30%				
0	4759	4759	4759	4759	4614	4614	4614	4614	4344	4344	4344	4097	4097	3870	3870	3763
1	4284	4065	3870	3693	4140	3943	3766	3605	3715	3570	3437	3505	3387	3279	3311	3218
2	3874	3515	3217	2968	3737	3411	3139	2909	3218	2991	2796	3039	2852	2688	2874	2721
3	3522	3072	2724	2447	3394	2985	2664	2405	2820	2548	2325	2668	2439	2247	2526	2335
4	3219	2714	2344	2062	3101	2640	2296	2031	2499	2204	1971	2369	2117	1912	2247	2033
5	2957	2420	2045	1768	2849	2357	2007	1745	2236	1932	1698	2124	1860	1653	2020	1792
6	2729	2176	1805	1539	2631	2122	1773	1520	2018	1712	1483	1921	1653	1447	1831	1596
7	2529	1971	1609	1356	2440	1924	1583	1340	1834	1531	1310	1750	1482	1281	1672	1434
8	2354	1797	1447	1207	2273	1756	1425	1194	1678	1381	1169	1605	1339	1145	1536	1298
9	2198	1648	1311	1084	2125	1613	1292	1073	1544	1255	1052	1480	1219	1032	1419	1184
10	2061	1520	1196	981	1994	1489	1180	972	1428	1148	954	1371	1117	937	1318	1086

Average Luminance Table (cd/m2) CP Summary

	0.00°	45.00°	90.00°
0.00°	9669	9669	9669
45.00°	9289	8678	8201
55.00°	9684	8612	7544
65.00°	10492	8795	6618
75.00°	12416	9614	5146
85.00°	23929	16296	1763

Effective Floor Cavity Reflectance: 20%