

LMEZ 3 SQUARE - DROP-LENS

LED - Suspended Direct Luminaire with Drop-Rectangular Lens

Project:	Catalogue #:	Type:
Notes:		

Product Description

The LMEZ3 Square with drop-lens is a premium-grade, LED luminaire designed for indoor applications where direct linear lighting is desired. This luminaire provides general illumination in both the horizontal and vertical planes and is suitable for individual. The LMEZ3 Square offers simple elegance, uniform illumination, and visual comfort for office, retail, grocery, education, aisle, hospitality applications, and more.

Applications

Classrooms, Libraries, Office Areas, Retail Stores and Supermarkets



Features

- 3" width
- Pressure-fitted lay-in frosted diffuser
- Standard low voltage dimming (0-10v) 1%
- Suitable for damp locations
- Stand-alone configurations

Featured Options

- Available in 24", 48" 72" and 96" lengths
- High Lumen Output (1500 Lumens/FT)
- Tunable white (2700 - 6500K)
- Emergency lighting battery pack
- 80+ and 90+ CRI

Optical System

Precision formed rectangular frosted diffuser offers high levels of efficiency and visual comfort.

Mounting

Various adjustable aircraft cable kits available. (Sold separately, see page 2).

Construction

Die-formed and spot-welded, code gauge steel housing assembly.

Finish

Standard matte white, polyester powder painted housing. Consult order key for other finish options).

Electrical

Long life LED's coupled with high efficiency drivers provide quality illumination. Rated to deliver L80 performance > 50,000 hours.

Warranty

5 year limited warranty. For complete warranty, click here:




Approvals

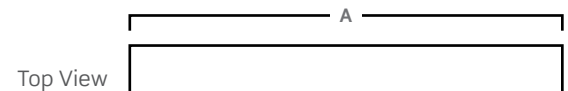
- ETL Listed.
- Suitable for Damp Location



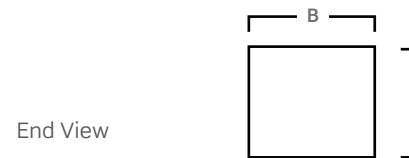
Pending



Dimensions



Top View



End View

Size	A	B	C
24	22 1/4"	3"	3"
48	44 1/4"		
72	66 3/8"		
96	88 1/2"		

View page 2 for mounting option dimensions. Consult installation guide for exact dimensions.

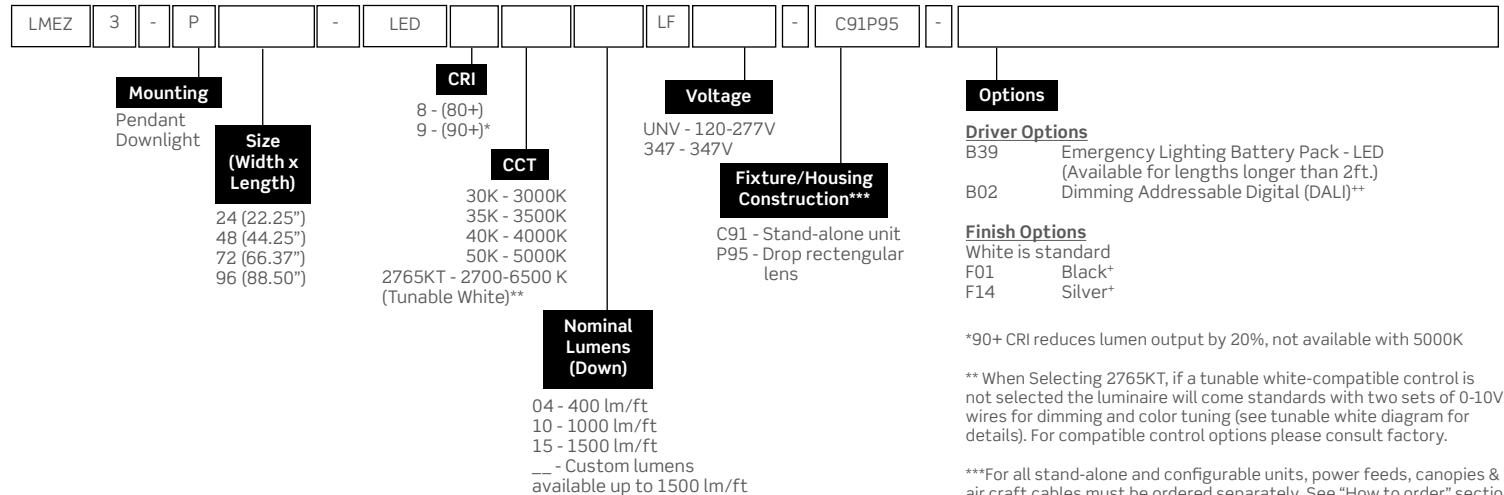
LMEZ 3 SQUARE - DROP-LENS

LED - Suspended Direct Luminaire with Drop-Rectangular Lens

Project:	Catalogue #:	Type:
Notes:		

Order Key

EXAMPLE: LMEZ3-P48-LED835K04LFUNV-C91P95



*90+ CRI reduces lumen output by 20%, not available with 5000K

** When Selecting 2765KT, if a tunable white-compatible control is not selected the luminaire will come standards with two sets of 0-10V wires for dimming and color tuning (see tunable white diagram for details). For compatible control options please consult factory.

***For all stand-alone and configurable units, power feeds, canopies & air craft cables must be ordered separately. See "How to order" section for details.

**Consult factory for availability and lead times.

*Black (F01) reduces lumen output by 40%. Silver Gray (F14) reduces lumen output by 20%. Consult factory for higher lumen options. Black Acrylic Bottom Lens (P114) reduces lumen output by 75%.

Other options may be available, consult factory. Specifications and data subject to change without notice.

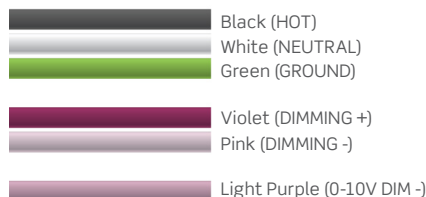
Performance Data

Size	Nominal Lumens	Delivered Lumens	Watts	Lumens per Watt
24"	400	866	6.2	139
	1000	2012	15.0	134
	1500	3020	23.7	128
48"	400	1664	11.6	143
	1000	4024	29.2	138
	1500	6040	46.3	130
72"	400	2496	17.5	143
	1000	6035	43.9	138
	1500	9061	69.4	130
96"	400	3259	22.8	143
	1000	8047	58.5	138
	1500	12081	92.6	130

Values based on 840K with standard lens at 25C

Tunable White

When Selecting 2765KT, if a tunable white-compatible control is not selected the luminaire will come standard with two sets of 0-10V wires for dimming and color tuning. For compatible control options please consult factory.



Suspension & Power Kits

Part#	Description
KIT00292 (White) KIT00237 (Black)	48" Aircraft Cable & Canopy
KIT00293 (White) KIT00238 (Black)	5-Wire 18ga UNV Power Supply with 48" Aircraft Cable & Canopy
KIT00230 (White) KIT00253 (Black)†	6-Wire UNV Power Feed with 48" Air Craft Cable & Canopy (Emergency)
KIT00294 (White)	3-Wire 347V Power Feed with 48" Air Craft Cable & Canopy (Non-dimmable)
KIT00295 (White)	5-Wire 347V Power Feed with 48" Air Craft Cable & Canopy

For other suspension kit lengths, please consult factory.
Emergency suspension kit required for each fixture containing emergency battery pack.

Performance Scaling Factor

	50K	40K	35K	30K
80CRI	1.000	1.000	0.960	0.946
90CRI	0.875	0.875	0.836	0.809