

BILLET

INDOOR HONEYCOMB OPAL - INTEGRAL

bold
lighting



The Billet family of products allows you to achieve uniformity throughout indoor and outdoor spaces while maintaining the same optical performance, light consistency, and overall aesthetics.

The Billet Honeycomb was designed to provide bold illumination and a decorative aesthetic while maintaining minimal glare. Like all Bold products, the Billet confidently delivers a flawless light distribution and a beautifully finished product.

CONSTRUCTION

Product Type : Linear
Body Material : Extruded Aluminum
Body Finish : Black / Grey / White / Custom RAL
IP Rating : IP44

INSTALLATION

Environment : Dry / Damp Location
Mounting : Ceiling Recessed (Trim & Trimless) / Wall Recessed (Trim & Trimless) / Millwork / Surface Mounted / Pendant
Dimensions : Refer to dimension table

OPTICS

Optical Distribution : Lambertian
Glare Control : UGR<19

LIGHT SOURCE

Direct Light Source : Mid-power LEDs
Luminous Output : from 250lm/ft. to 1000lm/ft. (Delivered)
Light Source CCT : 2700K / 3000K / 3500K / 4000K / Tunable White (2700K-5000K)³ / Dim-to-Warm (3000K-1800K)³
Color Rendering Index : Ra80 / Ra90

ELECTRICAL

Input Voltage : UNV 120-277V - 50Hz/60Hz
Load : 4W/ft. to 19W/ft.
Output Type : Constant Current
Driver Type : Integral
Dimming : 0-10V / DALI / ELV / DMX / Lutron Hi-Lume

Series	Mounting	Nominal Length
BXO	R Recessed with Trim	12 12"
	T Recessed Trimless	24 24"
	S Surface Mounted	36 36"
	P Pendant	48 48"
	M Millwork	60 60"
		XX Custom in
		LX Elbow

For exact lengths refer to dimensions table.


Code example: **BXO** - P12W - L1B - W - L827 - 0

Body Finish	Output ¹	Voltage	Dimming	Baffles	Beam Angle	CRI	Color Temp	Emergency
W White	L 250lm/ft (4W)	1 120V	A No Dimming	W Flat White	L Opal	8 +80	27 2700K	0 no
B Black	M 480lm/ft (9W)	U ² Universal 120V to 277V	B 0-10V to 1%	B Flat Black		9 +90	30 3000K	9 90 mins
G Grey	H 850lm/ft (15W)		C 0-10V to Fade-off	N Black Nickel			35 3500K	
X Custom RAL	V 1000lm/ft (19W)		D DALI to 1%	C Specular Chrome			40 4000K	
			E ELV Dimming	G Bright Gold			WD ⁴ 3000K-1800K	
			F DMX	E Diffuse Gold			TW ⁵ 2700K - 5000K	
			G ³ LUTRON	X Custom				

Notes:

- ¹ Denotes output at 3000K, unless otherwise noted.
- ² Not applicable for ELV dimming.
- ³ Hi-Lume 1% EcoSystem Soft-on, Fade-to-Black dimming.
- ⁴ Denotes output specific to Dim-to-Warm at 3000K.
- ⁵ Denotes output specific to Tunable White at full on.

Consult factory for lead-times.
 Consult factory for systems using multiple optics and mounting configurations.



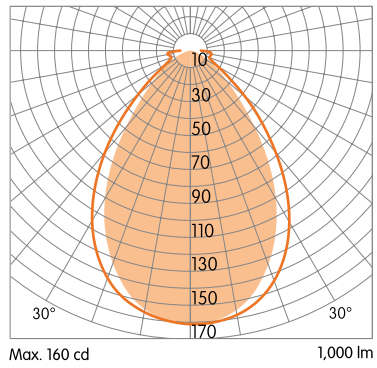
Bold Lighting
 4710 Ecton Dr., Marietta, GA 30066, USA
 info@boldlighting.us www.boldlighting.us
 t: +1-678-903-4061

LAMBERTIAN DISTRIBUTION



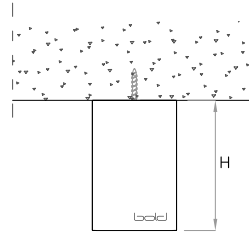

The Lambertian curve is the most versatile distribution for general lighting. It offers a soft and even illumination on both horizontal and vertical surfaces.

80° Beam Angle (Lambertian)



MOUNTING FLEXIBILITY

SURFACE MOUNTED

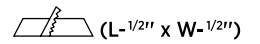
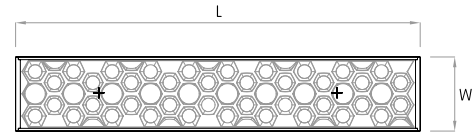


Actual

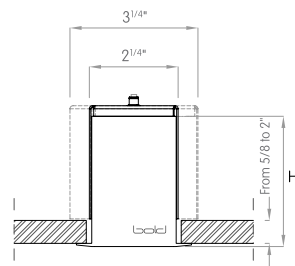
L= 11¹³/₁₆" | 23¹/₈" | 34⁷/₁₆" | 45³/₄" | 57" | Continuous runs

W= 2³/₁₆"

H= 3³/₈"



RECESSED WITH TRIM

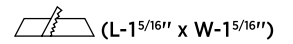
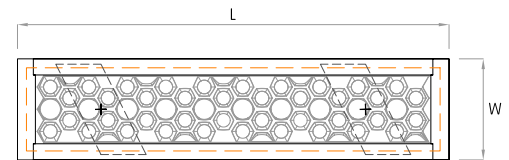


Actual

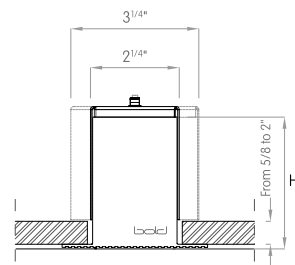

L= 12⁵/₈" | 23¹⁵/₁₆" | 35³/₁₆" | 46¹/₂" | 57¹³/₁₆" | Continuous runs

W= 3"

H= 3³/₈"



RECESSED TRIMLESS

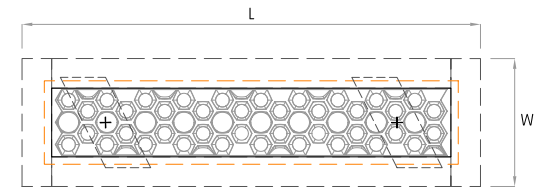


Actual

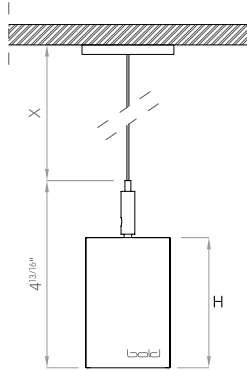
L= 13³/₈" | 24¹¹/₁₆" | 36" | 47⁵/₁₆" | 58⁵/₈" | Continuous runs

W= 3³/₄"

H= 3³/₈"



MOUNTING FLEXIBILITY



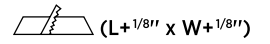
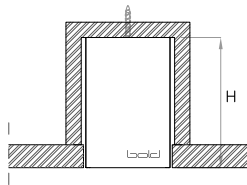

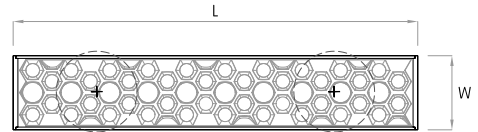
Actual

L= 11¹³/₁₆" | 23¹/₈" | 34⁷/₁₆" | 45³/₄" | 57" | Continuous runs

W= 2³/₁₆"

H= 3³/₈"

X= 59" or 118"

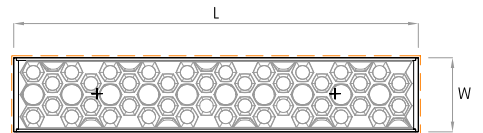


Actual

L= 11¹³/₁₆" | 23¹/₈" | 34⁷/₁₆" | 45³/₄" | 57" | Continuous runs

W= 2³/₁₆"

H= 3³/₈"



DELIVERED LUMEN OUTPUT

Output		Watts			CRI +80			CRI +90					
STATIC-WHITE					2700K	3000K	4000K	2700K	3000K	4000K			
L	4W				240lm	250lm	270lm	200lm	210lm	220lm			
M	9W				460lm	480lm	520lm	380lm	400lm	420lm			
H	15W				810lm	850lm	920lm	670lm	710lm	740lm			
V	19W				960lm	1000lm	1080lm	790lm	830lm	880lm			
DIM-TO-WARM 3000K-1800K								3000K					
D	9W							550lm					
W	18W							1050lm					
TUNABLE WHITE 2700K-5000K					2700K	5000K		2700K	5000K				
U	12W				550lm	620lm		450lm	500lm				
A	22W				1040lm	1180lm		860lm	950lm				
RGBW								R	G	B	W		
TOTAL	47.5W							(9W) 135lm	(13.5W) 402lm	(13W) 127lm	(12W) 359lm		

DIMENSIONS TABLE

				12"		24"		36"		48"		60"		
		Height		Width		Actual Length		Actual Length		Actual Length		Actual Length		
Surface Mounted	mm	Inch	mm	Inch	mm	Inch	mm	Inch	mm	Inch	mm	Inch	mm	Inch
		85	3 3/8	55	2 3/16	300.5	11 13/16	587.5	23 1/8	874.5	34 7/16	1161.5	45 3/4	1448.5
Recessed with Trim	85	3 3/8	75	3	320.5	12 5/8	607.5	23 15/16	894.5	35 3/16	1181.5	46 1/2	1468.5	57 13/16
Recessed Trimless	85	3 3/8	95	3 3/4	340.5	13 3/8	627.5	24 11/16	914.5	36	1201.5	47 5/16	1488.5	58 5/8
Pendant	85	3 3/8	55	2 3/16	300.5	11 13/16	587.5	23 1/8	874.5	34 7/16	1161.5	45 3/4	1448.5	57
Millwork	85	3 3/8	55	2 3/16	300.5	11 13/16	587.5	23 1/8	874.5	34 7/16	1161.5	45 3/4	1448.5	57

