

# LSQ5 LSQ8

## 5" LUMINOUS SQUARE TUBES 8" LUMINOUS SQUARE TUBES

Luminous square tubes 12 to 96 inches tall.  
Up to 41,000 delivered lumens.  
Available RGB+W with DMX decoder.  
Downlight options up to 4,000 lumens.



Structure: Aluminum with flow through cooling system in the tube.  
Standard configuration has drivers located in the canopy.  
Lens: Translucent acrylic.  
Certification: UL listed for damp location use.  
Warranty: 5 year limited warranty.

LUMOS

Denver, Colorado [www.lumocustom.com](http://www.lumocustom.com)

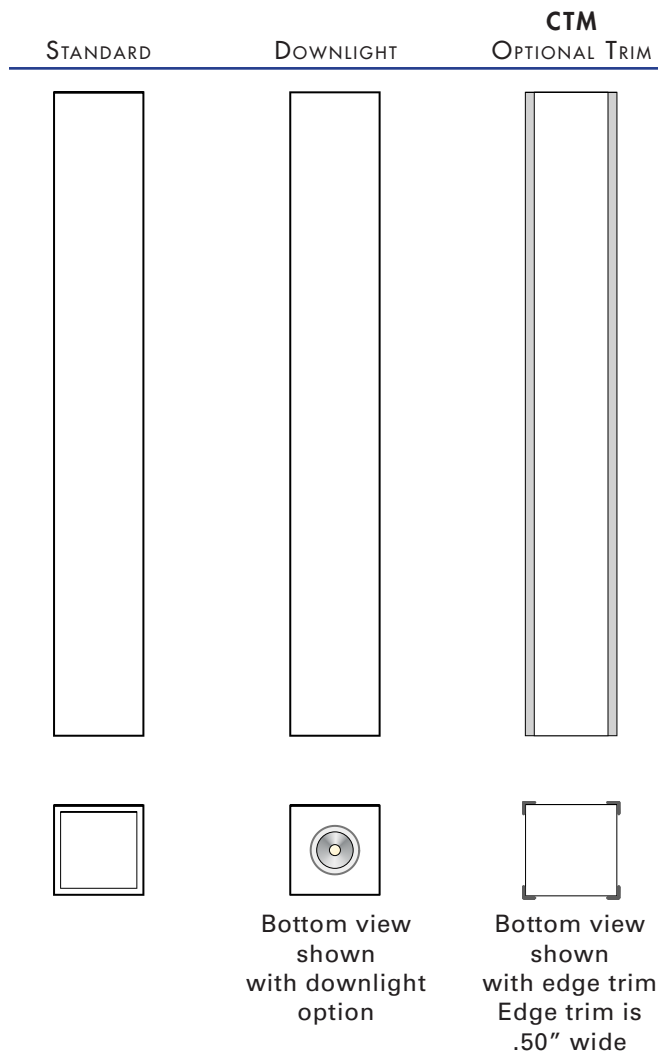
# LSQ5

order sequence information

LSQ5-						
1	2	3	4	5	6	
EXAMPLE	LSQ5-	-	3000	-	-	-

1	CAT NO.	DESCRIPTION	DELIVERED LUMENS
	<b>LSQ5-12</b>	12" tube,	2,639 delivered lumens, 22 watts
	<b>LSQ5-24</b>	24" tube,	5,277 delivered lumens, 44 watts
	<b>LSQ5-36</b>	36" tube,	7,916 delivered lumens, 67 watts
	<b>LSQ5-48</b>	48" tube,	10,554 delivered lumens, 88 watts
	<b>LSQ5-60</b>	60" tube,	13,193 delivered lumens, 110 watts
	<b>LSQ5-72</b>	72" tube,	15,831 delivered lumens, 132 watts
	<b>LSQ5-84</b>	84" tube,	18,470 delivered lumens, 154 watts
	<b>LSQ5-96</b>	96" tube,	21,108 delivered lumens, 178 watts

• Drivers are Class 2 constant current, 120-277 volt, and include two wire 0 -10v dimming, 1-100%.  
Delivered lumen output values can be programmed to lower values than shown in 5% increments.



# 5" LUMINOUS SQUARE TUBES

PROJECT: \_\_\_\_\_ TYPE: \_\_\_\_\_

DATE: \_\_\_\_\_

1	CAT NO.	DESCRIPTION	HIGH LUMEN OUTPUT
	<b>LSQ5-12-HO</b>	12" length,	4,222 delivered lumens, 36 watts
	<b>LSQ5-24-HO</b>	24" length,	8,443 delivered lumens, 71 watts
	<b>LSQ5-36-HO</b>	36" length,	12,665 delivered lumens, 107 watts
	<b>LSQ5-48-HO</b>	48" length,	16,886 delivered lumens, 142 watts
	<b>LSQ5-60-HO</b>	60" length,	21,108 delivered lumens, 178 watts
	<b>LSQ5-72-HO</b>	72" length,	25,329 delivered lumens, 213 watts
	<b>LSQ5-84-HO</b>	84" length,	29,551 delivered lumens, 250 watts
	<b>LSQ5-96-HO</b>	96" length,	33,772 delivered lumens, 284 watts

## 2 OPTIONAL DOWNLIGHT MODULE

CAT NO.	LUMEN OUTPUT
<b>DNL-1LM</b>	1,125 delivered lumens, 11 watts
<b>DNL-2LM</b>	2,032 delivered lumens, 20 watts
<b>DNL-3LM</b>	3,072 delivered lumens, 30 watt

## REFLECTOR BEAM PATTERNS

CAT NO.	FWHM	CD/LM	
<b>-S</b>	15°	5.3	Narrow spot
<b>-M</b>	35°	2.5	Medium spot
<b>-W</b>	50°	1.2	Wide beam

• Downlights have separate power and dimming wiring. • Drivers are constant current Class 2, 120-277 volt, with two wire 0 -10v dimming, 1-100%.

## 3 LED COLOR TEMP

<b>3000</b>	3000°K CRI >80
<b>3500</b>	3500°K CRI >80
<b>4000</b>	4000°K CRI >80

• **Tunable White** Contact the factory for options.

## RGB + WHITE LED COLOR TEMP

RGB + white LED includes a DMX decoder for connecting to a DMX control system. White LED output is equal to the delivered lumens for the models with normal output LEDs.

<b>RGB/3000</b>	Red, green, blue and 3000°K LEDs
<b>RGB/3500</b>	Red, green, blue and 3500°K LEDs
<b>RGB/4000</b>	Red, green, blue and 4000°K LEDs

## 4 COLOR - FOR HOUSING TRIM OPTION

<b>WHT</b>	Matte white powder coat
<b>GRY</b>	Matte gray (RAL7035) powder coat
<b>ASL</b>	Anodized silver powder coat
<b>BLK</b>	Satin black powder coat
<b>RAL</b>	Specify 4 digit RAL color number

# LSQ8

order sequence information

# 8" LUMINOUS SQUARE TUBES

LSQ8-

**1** **2** **3** **4** **5** **6**

EXAMPLE LSQ8- - 4000 ASL CTM -

PROJECT: \_\_\_\_\_ TYPE: \_\_\_\_\_

DATE: \_\_\_\_\_

1	CAT NO.	DESCRIPTION	DELIVERED LUMENS
	LSQ8-12	12" tube,	2,639 delivered lumens, 22 watts
	LSQ8-24	24" tube,	5,277 delivered lumens, 44 watts
	LSQ8-36	36" tube,	7,916 delivered lumens, 67 watts
	LSQ8-48	48" tube,	10,554 delivered lumens, 88 watts
	LSQ8-60	60" tube,	13,193 delivered lumens, 110 watts
	LSQ8-72	72" tube,	15,831 delivered lumens, 132 watts
	LSQ8-84	84" tube,	18,470 delivered lumens, 154 watts
	LSQ8-96	96" tube,	21,108 delivered lumens, 178 watts

• Drivers are Class 2 constant current, 120-277 volt, and include two wire 0 -10v dimming, 1-100%.  
Delivered lumen output values can be programmed to lower values than shown in 5% increments.

1	CAT NO.	DESCRIPTION	HIGH LUMEN OUTPUT
	LSQ8-12-HO	12" length,	5,145 delivered lumens, 43 watts
	LSQ8-24-HO	24" length,	10,290 delivered lumens, 86 watts
	LSQ8-36-HO	36" length,	15,435 delivered lumens, 129 watts
	LSQ8-48-HO	48" length,	20,580 delivered lumens, 172 watts
	LSQ8-60-HO	60" length,	25,725 delivered lumens, 215 watts
	LSQ8-72-HO	72" length,	30,870 delivered lumens, 258 watts
	LSQ8-84-HO	84" length,	36,015 delivered lumens, 301 watts
	LSQ8-96-HO	96" length,	41,160 delivered lumens, 344 watts

## 2 OPTIONAL DOWNLIGHT MODULE

CAT NO.	LUMEN OUTPUT
DNL-2LM	2,032 delivered lumens, 20 watts
DNL-3LM	3,072 delivered lumens, 30 watts
DNL-4LM	4,050 delivered lumens, 39 watts

### REFLECTOR BEAM PATTERNS

CAT NO.	FWHM	CD/LM	
-S	15°	5.3	Narrow spot
-M	35°	2.5	Medium spot
-W	50°	1.2	Wide beam

• Downlights have separate power and dimming wiring. • Drivers are constant current Class 2, 120-277 volt, with two wire 0 -10v dimming, 1-100%.

## 3 LED COLOR TEMP

3000	3000°K CRI >80
3500	3500°K CRI >80
4000	4000°K CRI >80

• **Tunable White** Contact the factory for options.

### RGB + WHITE LED COLOR TEMP


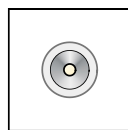




RGB + white LED includes a DMX decoder for connecting to a DMX control system. White LED output is equal to the delivered lumens for the models with normal output LEDs.

RGB/3000	Red, green, blue and 3000°K LEDs
RGB/3500	Red, green, blue and 3500°K LEDs
RGB/4000	Red, green, blue and 4000°K LEDs

## 4 COLOR - FOR HOUSING TRIM OPTION

WHT	Matte white powder coat
GRY	Matte gray (RAL7035) powder coat
ASL	Anodized silver powder coat
BLK	Satin black powder coat
RAL	Specify 4 digit RAL color number

STANDARD DOWNLIGHT OPTIONAL TRIM **CTM**

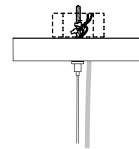


Bottom view shown with downlight option

Bottom view shown with edge trim  
Edge trim is .75" wide

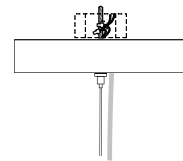


12" to 96", 12" to 48" HO  
no downlight  
12" to 72", 36" HO  
with downlight



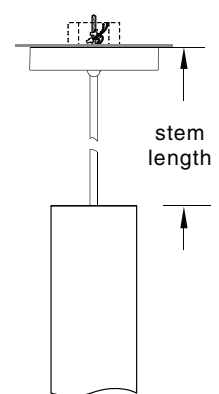
8" square

60" to 96" HO  
no downlight  
84" to 96", 48" to 96" HO  
with downlight



12" square

- STM option uses the same canopy sizes



## 5 CONFIGURATION OPTIONS

**RMT** Remote drivers wired and mounted to a plate, enclosure by others. Canopy includes a flat canopy with a SJT cord. Standard cable length is 100". Maximum driver distance is determined by the wire size.

**BBU** Battery backup connected to one driver operates for 90 minutes. 120/277v includes test switch and LED indicator. Remote mounting by others.

**CTM** Corner trim. Trim for the 5" square is .50" wide, the 8" size has .75" wide corner trim. Specify color.

## 6 SUSPENSION OPTIONS

Standard canopy and power cord is white.

- A 18/3 cord is provided with the standard configuration for either dimming or non-dimming applications. Standard cable length is 100".

- A 18/5 cord is provided with the downlight option, for either dimming or non-dimming applications. Dimming control will require a separate dimming circuit for the cylinder LED driver(s) and the down light.

**BCC** Black canopy with black SJT cord. Standard cable length is 100".

**MBC** Clear jacketed metallic braid SJT cord with white canopy. Standard cable length is 100".

**STM-xx** 1/2" diameter white stem with 25 degree swivel. Specify stem length measured from the top of fixture to the ceiling.