

BLE - _____ - BIS - _____ - _____ - _____ - _____ - _____
 A B C D E F

Order Example: BLE - C - BIS - 307 - SBK - 200 - NA - GU24

A - MOUNTING STYLE

C Cord Hung
F Flush Mount
G Gooseneck
S Stem Mount

B - SHADE FINISHES**POWDER COAT FINISHES¹:**

100 Black
105 Textured Black
106 Matte Black
200 White
206 Matte White
300 Dark Green
307 Emerald Green
311 Jadite
370 Mint
380 Chartreuse
390 Teal
400 Barn Red
420 Orange
470 Watermelon
480 Blush Pink
490 Magenta
495 Sherbet Orange
500 Buttery Yellow
570 Sunflower
600 Bronze
601 Chocolate
605 Rust
615 Oil-Rubbed Bronze
700 Royal Blue
705 Navy
710 Cobalt Blue
715 Delphite Blue
790 Lavender
800 Industrial Grey
805 Charcoal Granite
810 Graphite
975 Galvanized

C - MOUNTING

Please Note: If Flush Mount [F] is selected in Section A, please select NA

NA Not Applicable

CSA LISTED CORD OPTIONS:

SBK Standard Black
SWH Standard White
CSB Black Cloth
CSW White Cloth
CSR Red Cloth
CSBB Black & Brown Cloth
CSRW Red & White Cloth
CSGW Gold & White Cloth
CSBG Black & Gold Cloth
CSBW Black & White Cloth
CSBP Black & Pink Cloth
CSUW Blue & White Cloth
CMG Grey Cotton
CRZ Red Chevron

NON-CSA LISTED CORD OPTIONS:

TBK Black Cotton Twist
TWH White Cotton Twist
TBR Brown Cotton Twist
TRD Red Cotton Twist
TPT Putty Cotton Twist
TBW Black & White Twist
TRW Red & White Twist
TBB Brown & Beige Twist

GOOSENECK OPTIONS:

G1 **G16**
G2 **G17**
G3 **G19**
G4 **G22**
G5 **G24**
G6 **G25**
G7 **G26**
G8 **G32**
G9 **G34**
G10 **G35**
G11 **G36**
G12 **G40**
G13 **G64**
G14 **G65**
G15

C - MOUNTING (CONTINUED)**STEM MOUNT OPTIONS:**

ST506 .5" Stem Mount, 6"
ST512 .5" Stem Mount, 12"
ST518 .5" Stem Mount, 18"
ST524 .5" Stem Mount, 24"
ST536 .5" Stem Mount, 36"
ST548 .5" Stem Mount, 48"
ST706 .75" Stem Mount, 6"
ST712 .75" Stem Mount, 12"
ST718 .75" Stem Mount, 18"
ST724 .75" Stem Mount, 24"
ST736 .75" Stem Mount, 36"
ST748 .75" Stem Mount, 48"

D - MOUNTING FINISH

*Please Note: See Section B for all applicable Mounting Finish Options. 980-Brushed Aluminum is also available for Gooseneck (except G36, G40, G64 & G65) and Stem mounting styles.
 (I) If Cord Hung [C] or Flush Mount [F] Mounting Style, selection identifies ceiling canopy finish
 (II) If Stem Mount [S] Mounting Style, selection identifies stem and ceiling canopy finish*

980 Brushed Aluminum

E - MOUNTING ACCESSORY

NA Not Applicable/None
HSC Hang Straight Canopy²
HDSMC Heavy Duty Stem Mount Canopy²
HDBP Heavy Duty Backing Plate³
DD Dusk-to-Dawn Photocell³


F - LIGHT SOURCE

E26 200 Watt Max
GU24 24 Bi-Pin, 23W Max⁴

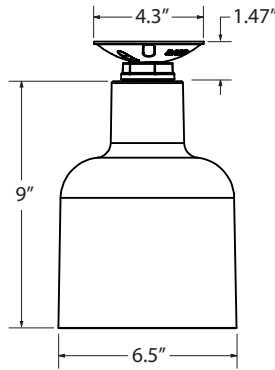
IMPORTANT: (1) All Powder Coat finished shades, Galvanized excluded, feature a white interior (2) Only applicable if Stem Mount Mounting Style is selected in Section A (3) Only applicable if Gooseneck Mounting Style is selecting in Section A (4) Fixtures configured with a GU24 socket are non-returnable

MOUNTING STYLE

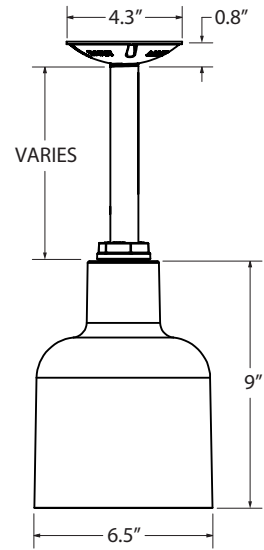
CORD HUNG PENDANT (C)



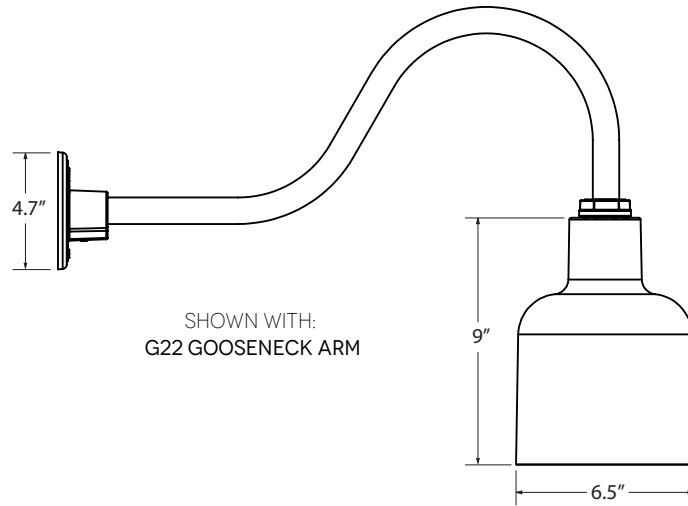
FLUSH MOUNT (F)



STEM MOUNT PENDANT (S)



GOOSENECK (G)



SPECIFICATIONS

CERTIFICATIONS, LISTINGS & WARRANTY

MADE IN THE USA
 Manufactured and Hand-Crafted in Our 60,000 Square Foot Facility
 Located in Titusville, FL

CSA LISTED FOR WET LOCATIONS
 Includes Flush, Goose Neck and Stem Mounting Styles

CSA LISTED FOR DAMP LOCATIONS
 Includes Select Cord Mounting Styles

CSA LISTED FOR DRY LOCATIONS
 Includes Select Cord Mounting Styles

LIMITED WARRANTY
 For Additional Information on Our Limited Warranty, Please See
 Our Terms & Conditions

CONSTRUCTION & FINISH

SHADE & CANOPY
 Hand-Spun from High Purity 3003-O Temper Aluminum

POWDER COAT FINISHES
 Polyester Powder Coat Finishes Are Electro-Statically Applied and
 Thermocured

STEM
 1/2" Nominal (0.84" Actual) or 3/4" Nominal (1.05" Actual) Sch 40,
 6063 Aluminum Mounting Stem. Custom Lengths Available upon
 Request.

GOOSENECK
 1/2" Nominal (0.84" Actual) or 3/4" Nominal (1.05" Actual) Sch 40,
 6063 Aluminum Goose Neck

SPECIFICATIONS

CONSTRUCTION & FINISH (CONTINUED)

CORD

Cord-hung Pendants Include 7' Of Standard Cord Or 5' Of Cotton Cord, +/- For Socket Orientation

LIGHT SOURCE

INCANDESCENT

Medium Base E26 Socket, 120 VAC, 200W Max

COMPACT FLUORESCENT

Bi-Pin Base GU24 Socket, 120 VAC, 23W Max