

L197-1CT

INTERIOR

Pendant | For ceilings

● Dry location



Ordering Information

Clear Form

Date : _____

Quantity : _____

Project : _____

Note : _____

Type : _____

Specifications

Luminaire | Example Code: L197-1CT-4-1-2-W30H-C72-BA

Product	Canopy ¹	Version	CCT & CRI ²	Cord Length ³	Pendant Finish
L197	1CT single circuit track	2 0.2W	W22S 2200K 80+ W27H 2700K 90+ W30H 3000K 90+ W35H 3500K 90+ W41H 4100K 90+	Cord: C72 72" (1830mm) CX custom length	Aluminum Finishes: BA black anodized Architectural Finishes: WO white oak TK teak WN walnut ML maple

System Components (Ordered Separately)

Remote Driver : _____

* Consult MP Lighting Website or Factory.

Important Notes

Specification

1. See pg.3-5 - for different canopy options and its dimensions.
2. See pg.2 - for light quality and colour consistency details.
3. 72" (1830mm) cord is included. Consult factory for custom cord length.

Warranty Notes & Disclaimer

Malfunction and damage to product due to incompatible dimming system or misuse will not be covered under warranty. Consult MP Lighting for recommended drivers. If the fixture has an option to be installed with a dimming control system, consult a dimming system manufacturer with minimum load before installing. MP Lighting reserves the right, at its sole discretion, at any time and without notice, to make design changes to any of our products. Consult MP Lighting website for most updated documentation.

L197-1CT

INTERIOR

Pendant | For ceilings

● Dry location



Performance

Wattage	Driver Input Voltage	Power Consumption Budget per fixture (including driver)	LED output (Source)	Fixture Output (Delivered)
0.2W	100-277V	0.2W	22 lm	2.7 lm

Application

Environment	Dry Location approved. IP 20.
Mounting	1CT

Electrical

Power Supplies	Remote LED drivers (120-277V AC input, constant voltage output): Fixtures to be wired in parallel.
Control	<p>On/off control</p> <p>Dimming: ELV or 0-10V dimming with appropriate drivers</p> <p>Other options (consult factory): TRIAC/MLV, DMX, DALI, Casambi, Power over Ethernet</p>

Luminaire Construction

LED Light Source	<p>W22S = CCT: 2200K, CRI (Ra): 80+, Colour Consistency: 3SDCM</p> <p>W27H = CCT: 2700K, CRI (Ra): 90+, Colour Consistency: 3SDCM</p> <p>W30H = CCT: 3000K, CRI (Ra): 90+, Colour Consistency: 3SDCM</p> <p>W35H = CCT: 3500K, CRI (Ra): 90+, Colour Consistency: 3SDCM</p> <p>W41H = CCT: 4100K, CRI (Ra): 90+, Colour Consistency: 3SDCM</p>
Standard Compliance	✓ WELL standard – Feature 58: Color Quality
Weight	N/A
Material	Fixture: machined marine-grade aluminum & PMMA tip
Supplied with	<p>Standard installation housing: Canopy. Refer to Installation Sheet for details.</p> <p>Cord: 72" (1830mm) cord is included. Consult factory for custom cord length.</p>
Warranty & LED Life	<p>5 years limited warranty</p> <p>Estimated useful life of LED is 50,000 hours.</p>

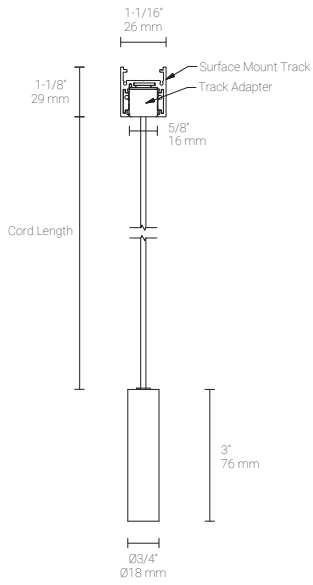
Ordered Separately

System Components	<p>Power supplies: remote driver</p> <p>Please consult factory or visit Recommended Drivers for available driver options.</p>
-------------------	--

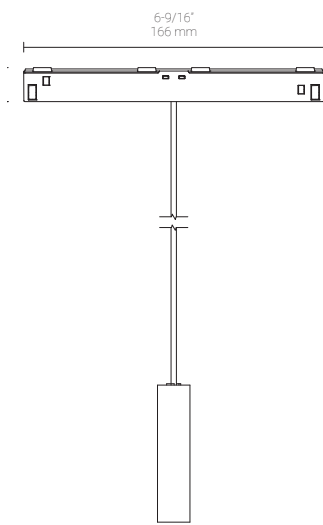
Mounting Options & Dimensions

LED Fixture Dimensions

Fixture (shown with adaptor)



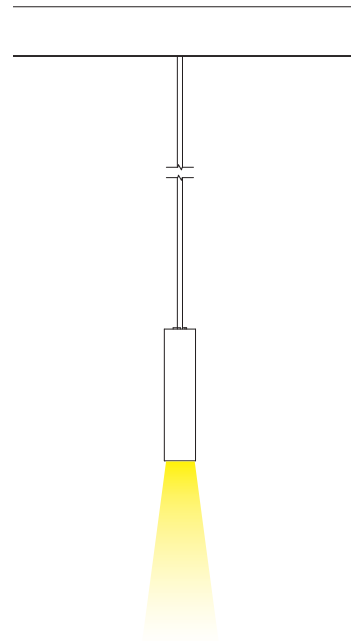
Front View (shown with adaptor)



3D View

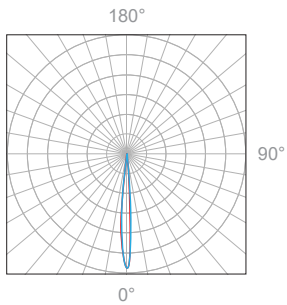


Beam



0.2W, 3000K, 90+ CRI

Polar Candela Distribution



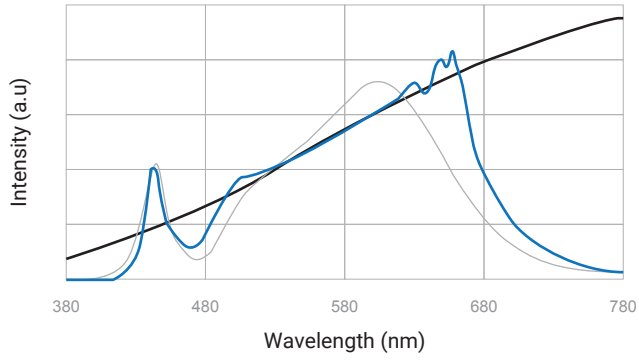
Illuminance at a Distance

Distance		Center Beam fc
0.5ft	0.15m	21.3fc
1.0ft	0.30m	5.5fc
1.5ft	0.46m	2.5fc
3.0ft	0.91m	0.7fc
4.5ft	1.37m	0.3fc
6.0ft	1.83m	0.2fc

- Delivered Lumen: 2.7lm
- Vertical Beam Spread: 44.6°
- Horizontal Beam Spread: 45.3°

Full Spectrum

— Full Spectrum — Standard Illuminant @ 3000K — Ra≥80



Appendix

Aluminum Finishes



BA black anodized

Architectural Finishes



WO white oak



TK teak



WN walnut



ML maple