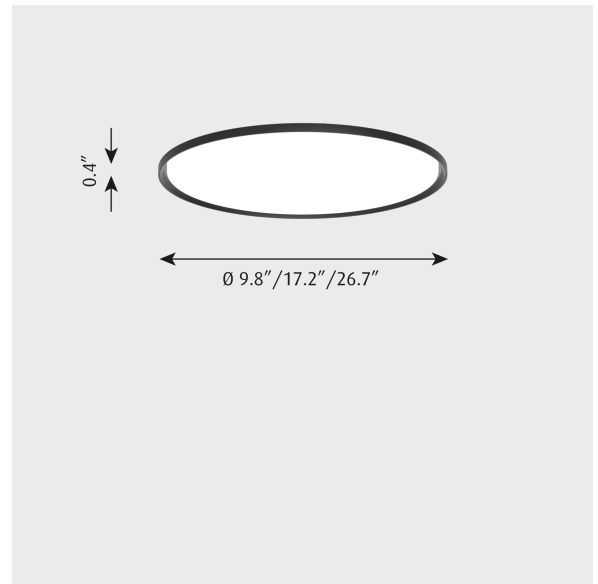


LP SLIM ROUND RECESSED

Project name:

Project type:

Notes:



Design

Louis Poulsen A/S

Product description

LP Slim is a family of round fixtures with multiple sizes, mounting configurations, and colors. Sizes range from 9.8", 17.2", and 26.7"; standard colors include: black, white, aluminum grey, dark raw aluminum (custom finishes are also available); mounting types: suspended, surface mounted, semi-recessed, and recessed.

The beauty of the slim family begins with the carefully edge details of the cast aluminum rim and how it transitions to the uniform distribution of light. As in all Louis Poulsen fixtures there is always a duality of form and function, beauty and light, simple and complex, beautiful and practical.

The form is simple, a round circular rim with a slight concave detail as it is separated from the uniform highly efficient lens. The custom LED board uses high efficiency mid-power LED's to provide great efficacy and longevity. An optional micro-prismatic lens for even lower glare (UGR of <19) is available.

Variant options

Dimension	Color	Light source	Lumen	Voltage frequency	Shield	Lighting control
17.2 IN	<input checked="" type="radio"/> Black	-	1070	120-277V/60HZ	OPAL	Dali kelvin adjustable
26.7 IN	<input checked="" type="radio"/> Dark aluminium raw	LED 3000K 13W	1089		PRISMATIC	Dim 0-10v
9.8 IN	<input type="radio"/> White	LED 3000K 25W	1132			
		LED 3000K 54W	1248			
		LED 3500K 13W	2237			
		LED 3500K 25W	2357			
		LED 3500K 54W	2373			
			2677			
			5814			
			6266			

Specification notes

- a. 9.8 IN size available only in 13W.
- b. 17.2 IN size available only in 25W.
- c. 26.7 IN size available only in 54W.

Light description

Very wide light distribution from the flat diffusing lens. Careful design of LED positioning and modern diffusing materials maximize light transmission while eliminating hot spots and glare. The inside edge of the circular rim is contoured to provide a slight transition from dark to light regions.

Mounting

Mounts directly into the ceiling. Suitable for Type Non-IC, non-accessible ceilings. Does not require separate mounting tray. Integral junction box allows pass through wiring and includes knock-outs for 1/2" trade size conduit. Includes three or four articulating paddles actuated from below ceiling. The 9.8" size requires cutout of 9.2" diameter; mounting depth of 3.0". The 17.2" size requires cutout of 16.7" diameter; mounting depth of 3.2". The 26.7" size requires cutout of 26.4" diameter; mounting depth of 3.8". The diffuser has integral tabs for snap-fit into the housing. Electronic, constant current, class II driver for 120-277V operation and 0-10V dimming control housed inside the canopy. Optional suspension wire mounting for drop ceiling. LED board is easily replaceable without using tools.

Information

Electrical:
System Wattage: 13W, 25W or 54W
LED Wattage: 12W, 23W, or 50 W
Delivered lumens: 1,092 - 6,262
Efficacy: 84.0 lm/W - 116.0 lm/W
Certifications:
cULus, Damp Location
Protection class IP20
Controllability: 0-10V Dimming
Color Rendering: Ra≥90

Other functions

Alternative finishes. LED in 2700K, 4000K and 5000K . Alternative dimming controls. Tunable white system for 9.8 IN and 17.2 IN sizes.

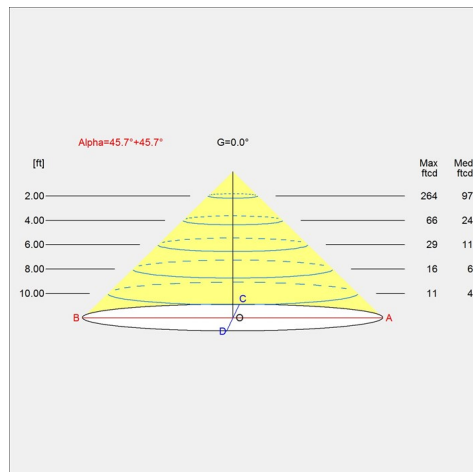
Specification notes

- a. 9.8 IN size available only in 13W.
- b. 17.2 IN size available only in 25W.
- c. 26.7 IN size available only in 54W.
- d. Tunable white available only in white finish.

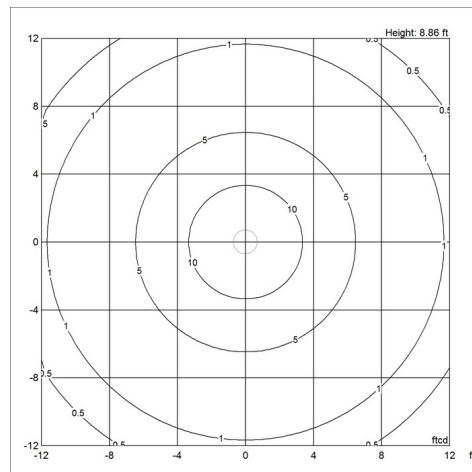
Light distribution diagrams

For the full data set on all variants, see louispoulsen.com.

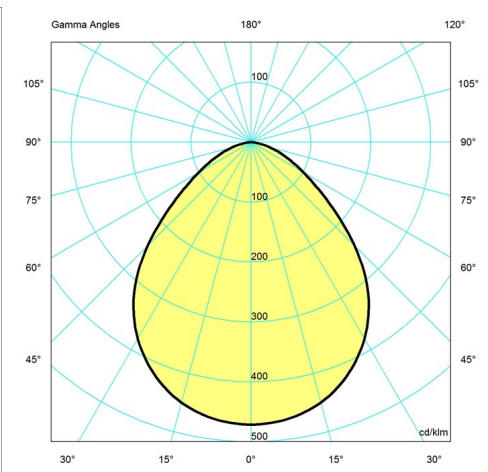
Cartesian



Isolux



Polar



Material

Housing and top cover are cast aluminum, 0.12 IN thick. Mounting brackets and articulating paddles are 0.06 IN thick aluminum and steel. Diffuser is white acrylic formulated for high light transmission and diffusion. Materials are UV resistant to prevent fading. Internal reflective panel are white MC-PET polycarbonate, 0.03 IN thick. Standard finish is matte surface powder coat with minimum 2 mils thickness in black, white, and aluminum grey. Dark grey finish is created by chemically treating the aluminum with a protective clear topcoat.

Weight

Min: 19.432 lbs Max: 8.009 lbs

Dimensions

17.2 IN, 26.7 IN, 9.8 IN






































Finish

Black, Dark aluminium raw, White

Voltage

120-277V/60HZ

Variant options

Dimension	Color	Light source	Lumen	Voltage frequency	Shield	Lighting control	Variant number
9.8 IN	 Black	LED 3000K 13W	1089	120-277V/60HZ	OPAL	Dim 0-10v	10000140885
9.8 IN	 White	LED 3000K 13W	1248	120-277V/60HZ	OPAL	Dim 0-10v	10000140886
9.8 IN	 Black	LED 3500K 13W	1089	120-277V/60HZ	OPAL	Dim 0-10v	10000140887
9.8 IN	 White	LED 3500K 13W	1248	120-277V/60HZ	OPAL	Dim 0-10v	10000140888
17.2 IN	 Black	LED 3000K 25W	2373	120-277V/60HZ	OPAL	Dim 0-10v	10000140893
17.2 IN	 White	LED 3000K 25W	2677	120-277V/60HZ	OPAL	Dim 0-10v	10000140894
26.7 IN	 Black	LED 3000K 54W	5814	120-277V/60HZ	OPAL	Dim 0-10v	10000140899
26.7 IN	 White	LED 3000K 54W	6266	120-277V/60HZ	OPAL	Dim 0-10v	10000140900
17.2 IN	 Black	LED 3500K 25W	2373	120-277V/60HZ	OPAL	Dim 0-10v	10000140909
17.2 IN	 White	LED 3500K 25W	2677	120-277V/60HZ	OPAL	Dim 0-10v	10000140910
26.7 IN	 Black	LED 3500K 54W	5814	120-277V/60HZ	OPAL	Dim 0-10v	10000140912
26.7 IN	 White	LED 3500K 54W	6266	120-277V/60HZ	OPAL	Dim 0-10v	10000140913
17.2 IN	 Dark aluminium raw	LED 3000K 25W	2373	120-277V/60HZ	OPAL	Dim 0-10v	10000151306
26.7 IN	 Dark aluminium raw	LED 3000K 54W	5814	120-277V/60HZ	OPAL	Dim 0-10v	10000151307
26.7 IN	 Dark aluminium raw	LED 3500K 54W	5814	120-277V/60HZ	OPAL	Dim 0-10v	10000151308
9.8 IN	 Dark aluminium raw	LED 3000K 13W	1089	120-277V/60HZ	OPAL	Dim 0-10v	10000151309
9.8 IN	 Dark aluminium raw	LED 3500K 13W	1089	120-277V/60HZ	OPAL	Dim 0-10v	10000151310
9.8 IN	 White	-	1248	120-277V/60HZ	OPAL	Dali kelvin adjustable	10000152996
17.2 IN	 White	-	2677	120-277V/60HZ	OPAL	Dali kelvin adjustable	10000152997
9.8 IN	 Black	LED 3500K 13W	1070	120-277V/60HZ	PRISMATIC	Dim 0-10v	10000153929
9.8 IN	 Dark aluminium raw	LED 3500K 13W	1070	120-277V/60HZ	PRISMATIC	Dim 0-10v	10000153930
9.8 IN	 White	LED 3000K 13W	1132	120-277V/60HZ	PRISMATIC	Dim 0-10v	10000153931
9.8 IN	 Dark aluminium raw	LED 3000K 13W	1070	120-277V/60HZ	PRISMATIC	Dim 0-10v	10000153933
9.8 IN	 White	LED 3500K 13W	1132	120-277V/60HZ	PRISMATIC	Dim 0-10v	10000153935
9.8 IN	 Black	LED 3000K 13W	1070	120-277V/60HZ	PRISMATIC	Dim 0-10v	10000153939
17.2 IN	 White	-	2357	120-277V/60HZ	PRISMATIC	Dali kelvin adjustable	10000153940
17.2 IN	 Dark aluminium raw	-	2237	120-277V/60HZ	PRISMATIC	Dali kelvin adjustable	10000153942
17.2 IN	 Black	-	2237	120-277V/60HZ	PRISMATIC	Dali kelvin adjustable	10000153943
17.2 IN	 White	LED 3500K 25W	2357	120-277V/60HZ	PRISMATIC	Dim 0-10v	10000153948
9.8 IN	 Black	-	1070	120-277V/60HZ	PRISMATIC	Dali kelvin adjustable	10000153950
9.8 IN	 Dark aluminium raw	-	1070	120-277V/60HZ	PRISMATIC	Dali kelvin adjustable	10000153951
9.8 IN	 White	-	1132	120-277V/60HZ	PRISMATIC	Dali kelvin adjustable	10000153952
17.2 IN	 Black	LED 3000K 25W	2237	120-277V/60HZ	PRISMATIC	Dim 0-10v	10000154002
17.2 IN	 Dark aluminium raw	LED 3000K 25W	2237	120-277V/60HZ	PRISMATIC	Dim 0-10v	10000154003
17.2 IN	 White	LED 3000K 25W	2357	120-277V/60HZ	PRISMATIC	Dim 0-10v	10000154005
17.2 IN	 Black	LED 3500K 25W	2237	120-277V/60HZ	PRISMATIC	Dim 0-10v	10000154006
17.2 IN	 Dark aluminium raw	LED 3500K 25W	2237	120-277V/60HZ	PRISMATIC	Dim 0-10v	10000154007

