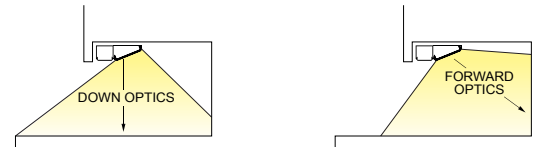
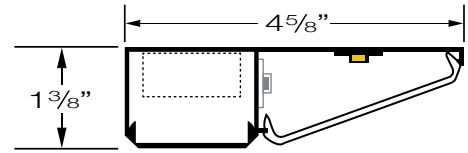


LINEAR UNDERCABINET / TASK LIGHTING



PROJECT:
TYPE:



SPECIFICATIONS

HOUSING	Extruded aluminum housing up to 12' long.
FINISH	Satin anodized or white paint finish standard. RAL powdercoat and medical/antimicrobial optional.
LENS	Extruded DR acrylic, snap-on frosted widespread lens.
LED DRIVER	Integral, universal voltage; 0-10V dimming standard; 1% or 10% dimming.
K/O's	1/2" K/O on both ends standard, or field drilled as required.
MOUNTING	Surface Mount: Mounting holes pre-drilled.
LED's	60,000 hours. (L70), High uniformity 80 CRI.
CERTIFICATION	ETL/CSA listed for damp locations. 2001431 MADE IN THE USA

LED COLOR & LUMEN OPTIONS

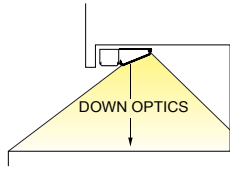
4' – 24" BOARDS		LUMENS PER FOOT – WATTS PER FOOT – LUMENS PER WATT								
LED COLOR	CRI	LOW			MEDIUM			HIGH		
WHITE 2700K	80	500 L/FT	3.5 W/FT	136 L/W	870 L/FT	6.5 W/FT	130 L/W	1160 L/FT	9.0 W/FT	127 L/W
WHITE 3000K	80	530 L/FT	3.5 W/FT	144 L/W	915 L/FT	6.5 W/FT	137 L/W	1220 L/FT	9.0 W/FT	133 L/W
WHITE 3500K	80	535 L/FT	3.5 W/FT	144 L/W	920 L/FT	6.5 W/FT	137 L/W	1225 L/FT	9.0 W/FT	133 L/W
WHITE 4000K	80	560 L/FT	3.5 W/FT	151 L/W	970 L/FT	6.5 W/FT	145 L/W	1290 L/FT	9.0 W/FT	140 L/W

Higher lumen packages available.

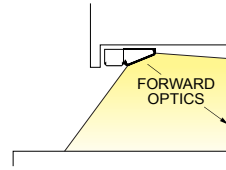
PART NUMBER

SERIES	LUMENS	COLOR	OPTICS	VOLTS	OPTIONS	FINISH	LENGTH
FC7 <small>FORMERLY ALX7-LED</small>	L LOW	27K 2700K	DO DOWN OPTICS	UNV	SW120 SWITCH 120V	S SATIN	2' 8"
	M MEDIUM	3K 3000K	FO FORWARD OPTICS	(120/277)	SW277 SWITCH 277V	W WHITE	3' 9"
	H HIGH	35K 3500K		10% DIM	HLSW HI/LO SWITCH	C CUSTOM	4' 10"
	CP CUSTOM PROGRAMMED (Specify Lumens/FT or Watts/FT)	4K 4000K	UNV 1%	PC POWER CORD-6'	MS MOTION SENSOR	A ANTI-MICROBIAL WHITE	5' 11"
				(120/277) 1% DIM	DU DUPLEX OUTLET 15A		6' 12"
					USB DUAL USB + 15A OUTLET		7'

OPTICS



COUNTER TOP
LIGHT UP



MAINLY BACKSPLASH
LIGHT UP

OPTIONS



SW120 – SWITCH 120V
SW277 – SWITCH 277V
HLSW – HI/LO SWITCH



DU – DUPLEX OUTLET
Grounded 15A Convenience Outlet



USB – DUAL USB OUTLET
Grounded 15A Convenience Outlet



PC – 6' POWER CORD
18/3 Cord with U Ground Plug. White Standard (For Non-Dim)



MS MOTION SENSOR
ADJUSTABLE DIP SWITCHES
FOR SENSITIVITY, TIME DELAY
AND PHOTO CEL.

* 2 wire 120V LED Driver for 2 wire MLV/ELV Dimmer available. Consult Factory

FINISH

Satin anodized or white paint finish standard. RAL powder coat and medical/antimicrobial white optional.


FIXTURE LENGTHS

NOMINAL LENGTH	1'	2'	3'	4'	5'	6'	7'	8'	9'	10'	11'	12'
ACTUAL LENGTH	14"	23"	34"	49"	56"	73"	89"	97"	111"	121"	133"	145"

* MS, DU and USB options not available for 1' fixtures.

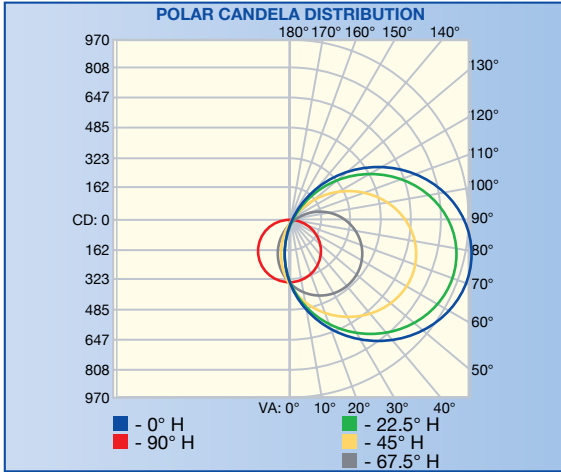
MOUNTING DETAILS

1/4" MOUNTING HOLES

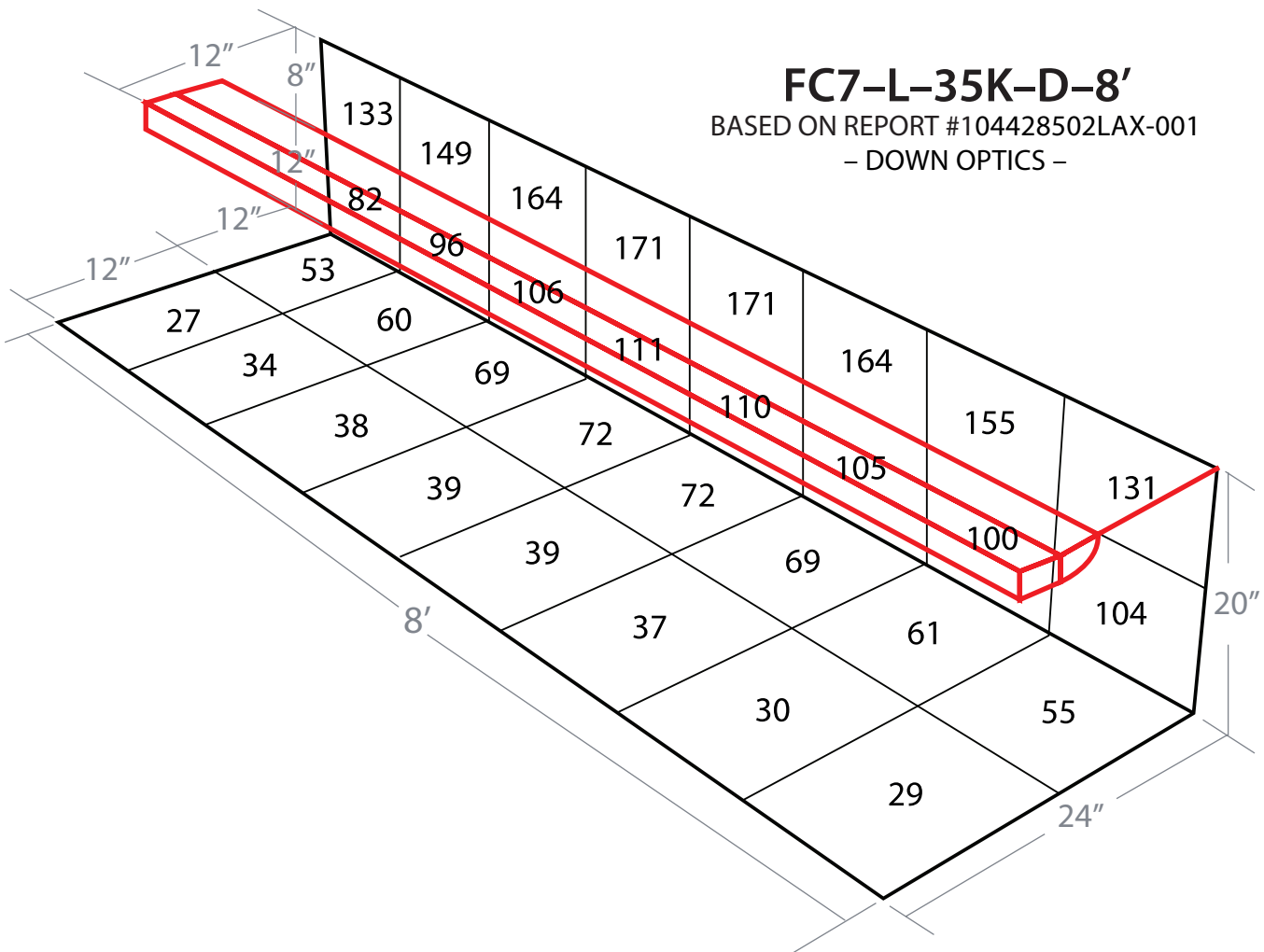


- 1/4" Mounting holes provided evenly spaced on back channel.
- 1/2" KO's on both ends standard. Field drill optional.
- Snap on wire way cover.
- No need to remove lens.

PHOTOMETRICS / CANDELA DISTRIBUTION .IES files available online or by calling the factory.



FOCUS 7
POLAR GRAPH – DOWN OPTICS
REPORT NO.: 104428502LAX-001
Based on 4' linear fixture at medium lumens (35K 903L/FT x 4' = 3612L)



FC7-L-35K-D-8'
BASED ON REPORT #104428502LAX-001
– DOWN OPTICS –