
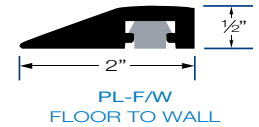
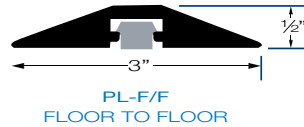
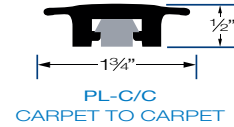
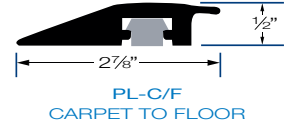
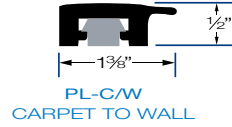




LED AISLE & PATHWAY LIGHTING



PROJECT:
TYPE:



SPECIFICATIONS

EXTRUSION	Durable black, UL approved flame retardant material, non slip, high grip, flexible PVC rubber extrusion.
LENS	Clear prismatic, Impact resistant polycarbonate.
LEDS	Available in white, blue, green, red and amber LED's.
LED BOARD	Replaceable with 4 LED/boards at .25W per board for all colors.
POWER	12VAC Remote Class II transformer required.
CERTIFICATION	UL Listed   MADE IN THE USA

LED SPACING	LED COLOR	WATTS/MODULE	WATTS/FT	MAX RUNS (60W)
9" O/C	WHITE / BLUE	.25W	.33W	150'
	AMBER / RED / GREEN			
12" O/C	WHITE / BLUE	.25W	.25W	200'
	AMBER / RED / GREEN			
18" O/C	WHITE / BLUE	.25W	.17W	200'
	AMBER / RED / GREEN			

PART NUMBER

SERIES	SPACING	LED COLOR	LENGTH
PL-C/F CARPET TO FLOOR	9 9" O/C	W5K WHITE 5000K	SPECIFY
PL-C/W CARPET TO WALL	12 12" O/C	W35K WHITE 3500K	
PL-C/C CARPET TO CARPET	18 18" O/C	A AMBER	
PL-F/F FLOOR TO FLOOR		R RED	
PL-F/W FLOOR TO WALL		B BLUE	
		G GREEN	

ACCESSORIES



PL-ADH
ADHESIVE (OPTIONAL)
ORDER SEPARATELY
ESTIMATE 1-TUBE / 50'

TRANSFORMERS

CLASS 2 MAGNETIC TRANSFORMERS

Secondary protection provided (resettable 5A circuit breakers).

Isolated secondary output.

Outdoor listed enclosure NEMA 3R.

Potted for quiet operation and long life.

Dimmable with MLV dimmers only.

ETL listed. Meets UL 1571, 1838 and Article 411 of N.E.C.



PART NUMBER	WATTS	PRIMARY	SECONDARY	BREAKERS	DIMENSIONS	WEIGHT
PLT2 -60 - 12	60	120V	12V	1-5A	6 3/4" x 4 7/8" x 4 5/8"	5 LBS
PLT2 -100 - 12	100	120V *	12V	2-5A	6 3/4" x 4 7/8" x 4 5/8"	10 LBS
PLT2 -150 - 12	150	120V	12V	3-5A	6 3/4" x 4 7/8" x 4 5/8"	11 LBS
PLT2 - 250 - 12	250	120V	12V	4-5A	6 3/4" x 4 7/8" x 4 5/8"	13 LBS

*Available in 277V Primary

CLASS 2 ELECTRONIC TRANSFORMERS WITH ENCLOSURE

Dimmable with standard incandescent dimmers (ELV).

Internal overload protection.

Aluminum enclosures with K/O's and terminal blocks.

For use with short runs and short remote distances only.



PART NUMBER	WATTS	PRIMARY	SECONDARY	DIMENSIONS
PLT-E-60-12V	60	120V	12V	7" x 2" x 1 1/4"