

JOB NAME _____

CONTACT _____

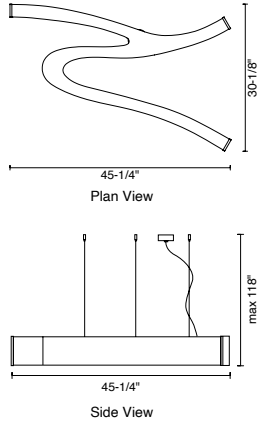
ORDERING CODE _____

ORDERING CODES

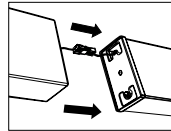
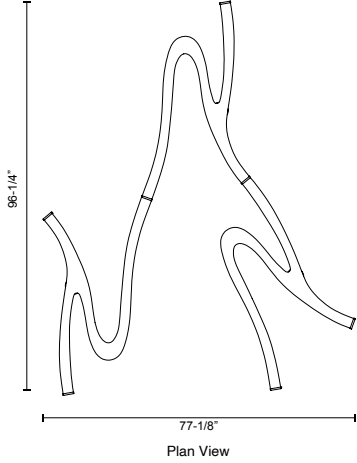
PART NUMBER	FEATURES	KELVIN	LUMENS
SYS 47W			
660-20195usa	opal diffuser	3000	5100
660-20175usa	opal diffuser	3500	5100
END PIECE			
660-21usa	—	—	—
SYSTEM CONNECTOR			
660-22usa	—	—	—
POWER CANOPY			
581-085usa	—	—	—

LASH

Pendant System



Design guide



DESCRIPTION

- Organic shaped pendant suspension with white opal diffuser made of rotomoulded polyethylene
- Chrome end caps and connectors
- Connect up to 10 on one feed

ELECTRICAL

- 120-277Vac input, 50/60Hz
- 0-10V, dimming to 10%

LISTING

- ETLus Listed to UL1598 (suitable for dry and damp locations)
- cETL Listed to CSA C22.2 #250.0

LED PERFORMANCE

- LED: OSRAM
- SDCM: 3 Step MacAdam Ellipse
- CCT: 3000K or 3500K
- CRI: > 80, typ 85
- Life: L₈₀ 50,000hrs

*max. 10 luminaires per power feed