

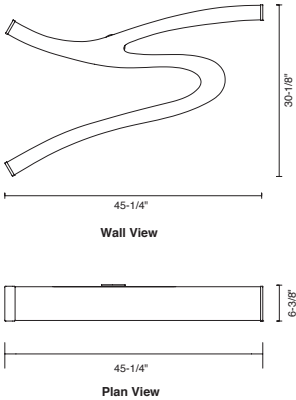
JOB NAME

CONTACT

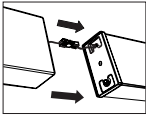
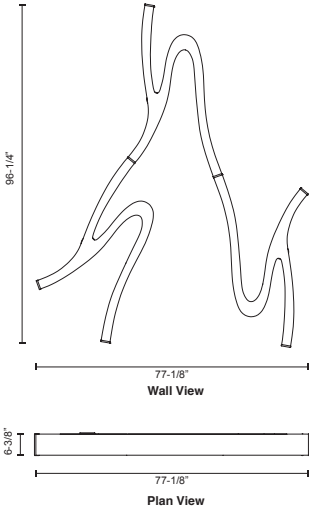
ORDERING CODE

LASH

Surface Mount System



Design guide



DESCRIPTION

- Organic shaped with white opal diffuser made of rotomoulded polyethelyne
- Chrome end caps and connectors
- Connect up to 10 on one feed

ELECTRICAL

- 120-277Vac input, 50/60Hz
- 0-10V, dimming to 10%

LISTING

- ETLus Listed to UL1598 (suitable for dry and damp locations)
- cETL Listed to CSA C22.2 #250.0

LED PERFORMANCE

- LED: OSRAM
- SDCM: 3 Step MacAdam Ellipse
- CCT: 3000K or 3500K
- CRI: > 80, typ 85
- Life: L₈₀ 50,000hrs

ORDERING CODES

LM-79

PART NUMBER	FEATURES	KELVIN	LUMENS
SYS 47W			
660-40195usa	opal diffuser	3000	5100
660-40175usa	opal diffuser	3500	5100
END PIECE			
660-21usa	—	—	—
SYSTEM CONNECTOR			
660-42usa	—	—	—
POWER CANOPY			
660-401usa	—	—	—

*max. 10 luminaires per power feed