PROJECT: _____

TYPE: _____ QTY: _____

SPEC/REP: _____

DATE: _____

ZANEEN®

BROOKLYN TRIMLESS SYSTEM

SPECIFICATION SHEET

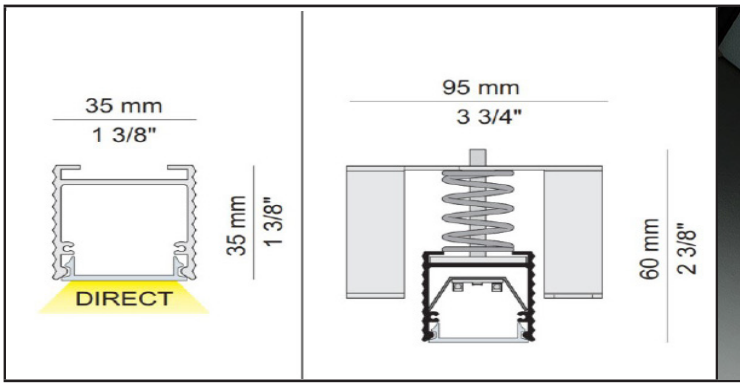



D8BROOK-TRI-SYS	–	DIR	–	PL	–		–		–		–	30K	–		–		–	
Article#		Distribution		Diffuser		Length		Angle Coupler		Voltage		Color Temp.		Linear Insert		Electrical		Accessory

Product	Distribution	Diffuser	Length	Angle Coupler
D8BROOK-TRI-SYS Trimless	DIR- Direct	PL- Polycarbonate	Please Specify Total Length Standard Lengths: T50 - 510mm Profile T100- 1010mm Profile T200- 2010mm Profile T300- 3010mm Profile	U901- 90° Corner Connectpr U902- Vertical Angle Connector UT- T- Connector UX- X- Connector UC- Custom Connector (Specify Angle)

Voltage	Color Temperature	*Linear Insert	Electrical Option	Accessory
120V 277V	30K- 3000K	M125- 125mm 24V LED Strip M500- 500mm 24V LED Strip	DN- Non-Dimming DV-0-10V Dimming DP- Phase Dimming EM- Emergency (Supplied By Others)	REF- 1000mm Reflector

*See related pages for ordering option.
Please indicate a layout drawing or description on page 7.

Zaneen Group Inc. © 2018, T 1800-388-3382, F 416-247-9319, www.zaneen.com
Availble for International specifications by adding 'INT' at the end of the existing Model #. For assistance on 'custom' specifications, contact zteam@zaneen.com.
In a constant effort to supply the best product, we reserve the right to change specifications or materials without notice. The most recent specification sheets are found at zaneen.com

PROJECT: _____

TYPE: _____ QTY: _____

SPEC/REP: _____

DATE: _____

ZANEEN®

BROOKLYN TRIMLESS SYSTEM

SPECIFICATION SHEET

Type: Trimless(Non- IC type)
Rated for Dry or Damp locations (IP20)
Ceiling /Wall mounted
Approval: Certified by C.S.A for North America Standards
Emission: Direct

PROFILE

Measurements: w 35mm (1 3⁄8″) x ht. 35mm (1 3⁄8″)
Housing: Anodized extruded aluminum profile up to 3010 mm (118 15⁄16″) long profiles are joined coupler to ensure uniform appearance and easy installation.

Electrical

Luminaires are pre-wired with a factory installed branch circuit wiring and quick-release connectors.
Through wiiring is used to connect the luminaires.
Power Feed: Located 2 inches from one end of the fixture, on top of the profile. If a different location is required, please specify.
LED Driver: Inserted with inserts
Electronic Class II driver, 120V/277V (optional).
Dimming Driver 0-10V (10-100%)

Emergency Inventer Compatible: To be installed remotely, and provided by others. It can be located up to 250m away from the fixture.

INSERTS

Linear LED
Wattage: 2.1W and 8.5W
Lumen: 268lm and 1075lm
Color Temperature: 3000K
Length: 125mm / 4 15⁄16″ and 500mm / 19 11⁄16″

WARRANTY

ZANEEN provides a limited warranty from date of purchase to original purchaser.
LED Inserts: 5 year tested for 50,000 hours at 70% lumen output(L70)
LED Driver: 5 year
Non-Electrical Components: 1 year

PROJECT: _____

TYPE: _____ QTY: _____

SPEC/REP: _____

DATE: _____

ZANEEN®

BROOKLYN TRIMLESS SYSTEM

SPECIFICATION SHEET

Linear LED

LED	Code	Color Temp. (K)	Wattage	Delivered Lumen	CRI	Length	LED
	D8- 6329	3000K	2.1W	268lm	>80	125 mm 4 15⁄16″	
	D8- 6328	3000K	8.5W	1075lm	>80	500 mm 19 11⁄16″	

To complete the above codes and Suffix according to the example

	DN	DV	DP
Dimming	Non-Dim	0-10V	Phase-Dim

ORDER-EXAMPLE:

D8-632X- DV

0-10V

PROJECT: _____

TYPE: _____ QTY: _____

SPEC/REP: _____

DATE: _____

ZANEEN®

BROOKLYN TRIMLESS SYSTEM

SPECIFICATION SHEET

Components

	510mm Aluminum Track T050- 50Track (D8-6324) 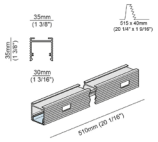
	1010mm Aluminum Track T100- 100Track (D8-6325) 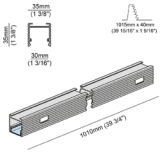
	2010mm Aluminum Track T200- 200Track (D8-6326) 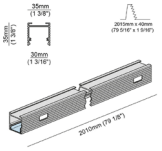
	3010mm Aluminum Track T300- 300Track (D8-6327) 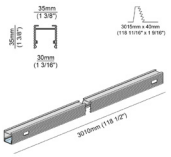
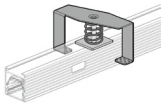	Wing Nut (For Drywall Installation) D8-6330
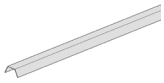	Polycarbonate Diffuser (3700mm / 145 11⁄16") D8-6333 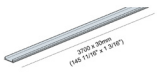
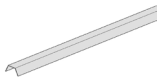	Reflector 1000mm (39 3⁄8") D8-6334 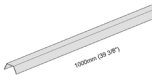
	Mounting Plate (For Brick Fixing) D8-6332 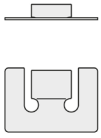

	Power Cables D8-6342
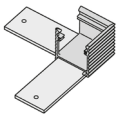	90° Corner Connector Ceiling- Ceiling / Wall- Wall U901- (D8-6339) 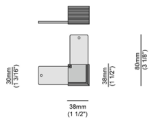
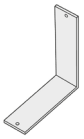	Vertical Angle Connector Ceiling- Wall / Wall- Ceiling U902- (D8-6337) 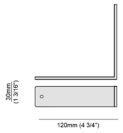
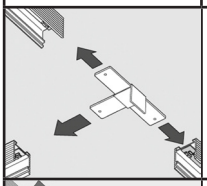	T- Connector Ceiling- Ceiling / Wall- Wall UT- (D8-6340) 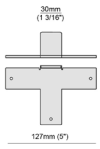
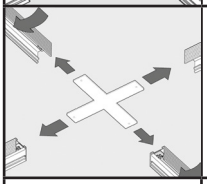	X- Connector Ceiling- Ceiling / Wall- Wall UX- (D8-6340) 
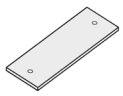	Linear Connector D8-6338 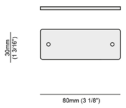
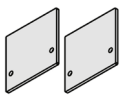	End Cap With Screws (Pairs) D8-6331 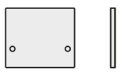
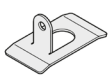	Mounting Plate (For Hanging) D8-6335 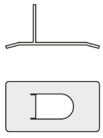

Zaneen Group Inc. © 2018, T 1800-388-3382, F 416-247-9319, www.zaneen.com

Availble for International specifications by adding 'INT' at the end of the existing Model #. For assistance on 'custom' specifications, contact zteam@zaneen.com.

In a constant effort to supply the best product, we reserve the right to change specifications or materials without notice. The most recent specification sheets are found at zaneen.com

PROJECT: _____

TYPE: _____ QTY: _____

SPEC/REP: _____

DATE: _____

ZANEEN®

BROOKLYN TRIMLESS SYSTEM

SPECIFICATION SHEET

WIRING DIAGRAMS FOR LINEAR LED

0-10 DIMMING

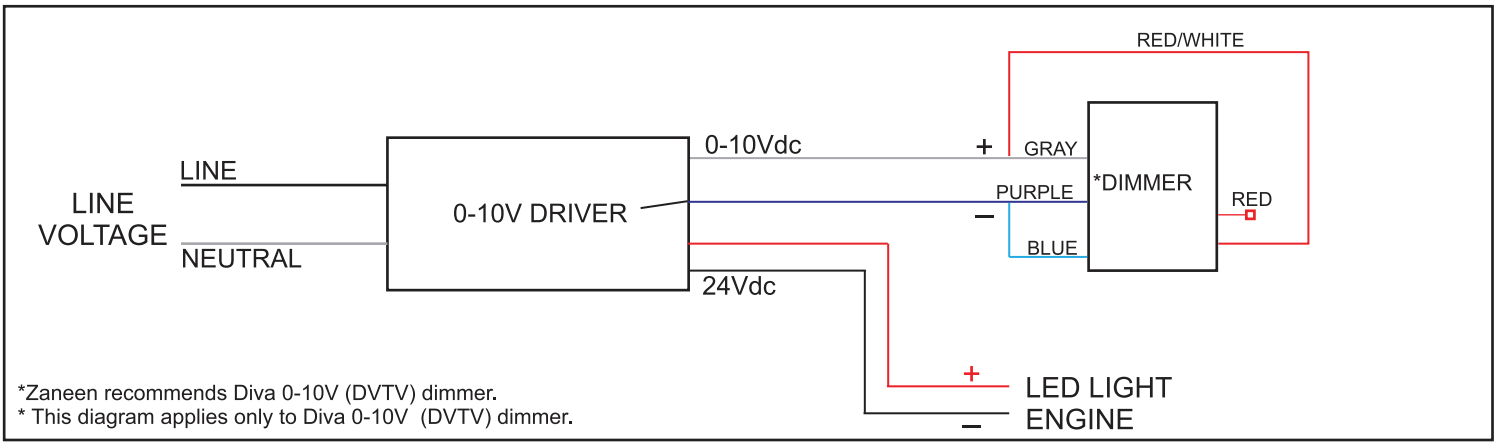

*Zaneen recommends Diva 0-10V (DVTV) dimmer.
* This diagram applies only to Diva 0-10V (DVTV) dimmer.

LUTRON 3-WIRE DIMMER CONTROL

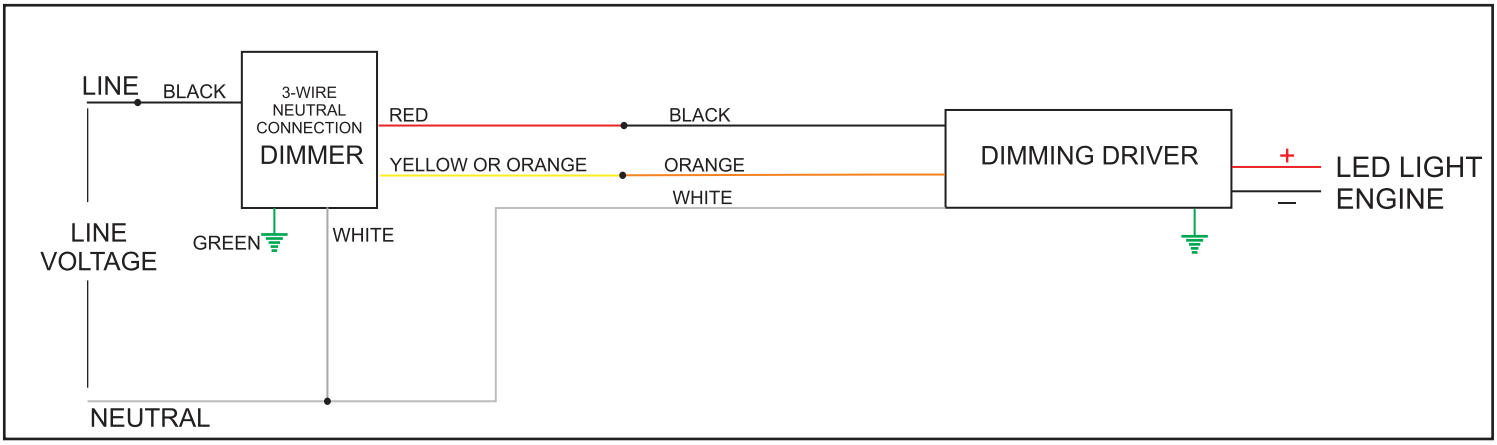

LED DRIVERS*



Dimmable	Max. Wattage	Voltage	Dimensions (mm/inch)
1-10V, 10V PWM, Resistance	40W	Range: 90-305Vac 24Vdc	L.171 x W. 61 x H. 37mm/ L. 6 11/16" x W. 2 7/16" x H. 1 7/16"
1-10V, PWM, Resistance	60W	Range: 90-305Vac 24Vdc	L.171 x W. 61 x H. 37mm/ L. 6 11/16" x W. 2 7/16" x H. 1 7/16"
1-10V, 10 PWM, Resistance	100W	Range: 90-305Vac 24Vdc	L.220 x W. 68 x H. 39mm/ L. 2 11/16" x W. 2 11/16" x H. 1 9/16"
NON-DIMMING	60W	Range: 90-305Vac 24Vdc	L.165 x W. 43 x H. 32mm/ L. 6 1/2" x W. 1 11/16" x H. 1 9/32"

PROJECT: _____

TYPE: _____ QTY: _____

SPEC/REP: _____

DATE: _____

ZANEEN®

BROOKLYN TRIMLESS SYSTEM

SPECIFICATION SHEET

Symbol Guide

	floor mounted
	wall and ceiling: recessed and surface mounted
	ceiling: recessed and surface mounted
	ceiling mounted
	KORONA EFFECT color
	LFO lens
	omni-directional light distribution
	direct light distribution
	direct/indirect light distribution
	indirect light distribution
	asymmetric light distribution
	aura light distribution
W	wattage option
	dimming option
	accessory
	round wall- or ceiling cut-out
	square wall- or ceiling cut-out
	the supplied jig specifies the cutout dimension
	tilt range

	rotation range
	rotating 360° by toolfree clicking in and out
	transformer / control gear / LED driver
	illuminant tilted
	separately switchable
	minimum recessed depth
	ceiling thickness in mm
	housing depth for ceiling thickness option
	reflector degree selection
°K	color temperature choice for LED
	free individual colors 01-25
	individual colors: 00 (free of charge), 01-25 (with extra charge)
	color definition for particular part (F1)
	color definition for particular part (F2)
	color definition for particular part (F3)
	color definition for particular part (F4)
	LED light color
	indirect diffuser option
D	diffuser option

	technical features option
	suspension cable (length/color)
	length of suspension cable
S S	Super Spot
CF	color filter
	color choice for 3-circuit adapter
	minimum distance (m) lamp - object
CRI	color rendering index
	UGR - Unified Glare Rating
lm	lumen (luminous flux)
	CSA certified, listed to UL & CSA Standards
IP20	protection against up to 12,5 mm (finger)
IP40	protection against solid foreign bodies up to 1mm (wire)
IP44	protection against solid foreign bodies up to 1mm (wire) and splashing water from all directions
IP65	dust-tight and protected from water jet
	walk on
	drive on
	Natural Dimming/Dim to Warm
	Wireless Blue-tooth Dimmable Fixture

PROJECT: _____

TYPE: _____ QTY: _____

SPEC/REP: _____

DATE: _____

ZANEEN®

BROOKLYN TRIMLESS SYSTEM

SPECIFICATION SHEET

ADDITIONAL NOTES Drawings: *Include drawings/sketch of desired layout
** Zaneen will supply submittal drawing for approval once a Purchase Order is received

Zaneen Group Inc. © 2018, T 1800-388-3382, F 416-247-9319, www.zaneen.com

Availble for International specifications by adding 'INT' at the end of the existing Model #. For assistance on 'custom' specifications, contact zteam@zaneen.com.

In a constant effort to supply the best product, we reserve the right to change specifications or materials without notice. The most recent specification sheets are found at zaneen.com