


LWM250-S5-GTL EQUINOX

The LWM250 series of LED Wall Sconces are the latest addition to our line of innovative and exquisite wall mount luminaires. This series is available in three elegant shade designs and two progressive sizes. Its timeless design enhances architecture and garden elements such as pergolas or gazebos. The LWM Provides design continuity when used in conjunction with our LBD Bollard and LML Pendant series luminaires, whose quality of materials and craftsmanship are exclusive to Auroralight.

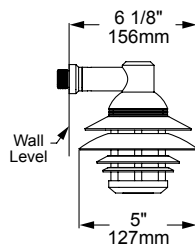
See LWM350 for additional size and configuration options.

Features include:

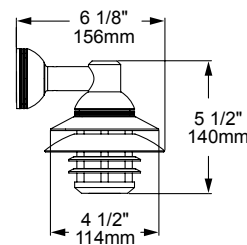
- 8 Watts
- Cree XLAMP® Extreme High Power (XHP) LED
- 2700K (80 & 90 CRI) or 3000K (80 CRI)
- Thermally Integrated® w/ Copper Core Technology®
- 12V Integral Constant Current Driver (Remote 12V AC/DC Transformer Required)
- Dimmable to <10% (TRIAC/Forward Phase) via Compatible Transformer
- Compatible w/ 12V AC/DC MLV or ELV Transformers
- Solid Copper and Brass Construction



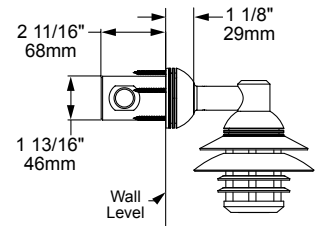
LWM250-S5-GTL-BLP



Standard Configuration



With optional MWM



With optional MJB

COPPER CORE TECHNOLOGY®

Copper Core® is a registered trademark of Auroralight. It is synonymous with the mark of quality and integrity. It means that our products are built upon a superior foundation of Solid Copper, ensuring every critical part functions seamlessly together. Thermally integrated® one component to the next. Auroralight manufactured without compromise, engineered with passion, in the USA.



12V




SEE NEXT PAGE FOR ORDERING INFORMATION



TYPE:

CAT. #: LWM250-S5-GTL-



LWM250-S5-GTL EQUINOX

ORDERING GUIDE: ^{Prefix} **LWM250-S5-GTL** L (LED) WM (WALL MOUNT) 250 (SERIES) S (SPHERICAL) 5 (INCHES) GTL (GLIMMER TOP W/ LOUVER)

☐ INDICATES REQUIRED FIELD ☐ INDICATES OPTIONAL FIELD ☒ INCLUDED [_] QUICK SPEC (See Below)

QUICK SPEC SKU LWM250-S5-GTL-27-NAT**LWM250-S5-GTL****LED COLOR** ✓

[27] 2700K, 80 CRI
[279] 2700K, 90 CRI
[30] 3000K, 80 CRI

NOTE: For other CCT and CRI options, contact factory

MOUNT

[MWM] Micro Wall Mount
[MJB] Micro Wall Mount w/ Micro J-Box Provides 3 ports for multi-conduit entries
[CP4-BR] 4" Cover Plate
[CP45-BR] 4 1/2" Cover Plate
[MC45] 4 1/2" Mount Canopy
[PC-60-1] Power Canopy (Inc. 60W 120-12V trans.)
[SMJB] 3 1/2" Surface Mount J-Box

FINISH

Standard:

[NAT] Natural ✓

Plus (\$):

[BLP] Bronze Living Patina**[BLP-XD]** BLP Extra Dark

Premium (\$\$\$):

[NI] Nickel PVD**[PVD]** PVD Color (Contact Factory for Color Options)**MOUNTS**

MWM



MJB



CP4



CP45



MC45



PC60



SMJB



LWM250-S5-GTL EQUINOX

PHOTOMETRIC OVERVIEW

Information based on 3000K. To download more in-depth IES photometric data, visit auroralight.com/product/lwm250-s5-gtl-equinox/

Mounting Height - 8 Feet

