


ALCOVE LED



DESCRIPTION

ALCOVE LED is a compact, high-performance luminaire providing efficient asymmetric light distribution. ALCOVE measures just 1 13/16" high by 3 7/8" deep. With peak intensity at 110°, adjustable optics, light output from 350 to 1200 lumens per foot, and efficacy up to 134LPW, ALCOVE delivers very effective ceiling illumination. Highly flexible, ALCOVE installs in site-built coves and other architectural enclosures, either as individual luminaires or in continuous runs with quick-connect wiring. Driver and LED boards are accessible without removing the luminaire.

PROJECT: _____

TYPE: _____
NOTES: _____



up to 134 lm/w performance

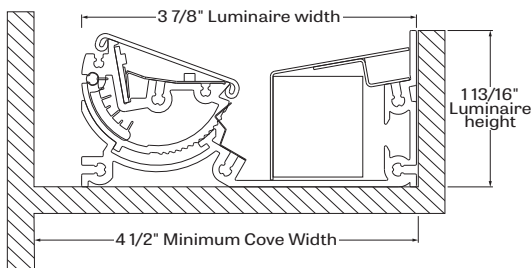
ORDER GUIDE

ALC	APO	LED				
LUMINAIRE ID	OPTICS	LIGHT SOURCE	CRI	INDIRECT LUMEN PACKAGES	COLOR TEMP.	LUMINAIRE LENGTH
ALC - alcove	APO - Adjustable Asymmetric Projecting Optic	LED - high performance LED	80 - 80CRI 90 - 90CRI	350 - min. eco low output 350lm/ft 550 - low output 550lm/ft 750 - medium output 750lm/ft 950 - high output 950lm/ft 1200 - max. ultra high output 1200lm/ft #### - other required lm/ft	27 - 2700k 30 - 3000k 35 - 3500k 40 - 4000k	Standard sections - 2', 3', 4', 5', 8' & 12' For all other specify length #FT - nominal length in feet #IN - length in inches Continuous Run - for luminaires over 12' Minimum Individual section 2'

VOLTAGE	DRIVER	ELECTRICAL	MOUNTING	FINISH	OPTIONS
120 - 120V 277 - 277V UNV - 120V-277V 347 - 347V (not available with Lutron)	D1 - 1% dimming 0-10V DA - Dali LTEA2W - Lutron 1% - 2 wires 120V LDE1 - Lutron 1% Eco Dim to Off LDE5 - Lutron 5% EcoSystem	1 - 1 circuit + #EB - emergency battery (min 4' fixture, except Lutron) + #EM - emergency light circuit + #NL - night light circuit + #GTD### - generator transfer device, 120V or 277V	COVH - cove horizontal COVV - cove vertical	W - matte white	FU - fuse CU - custom

See page 2 for ordering code detailed information

CROSS SECTION



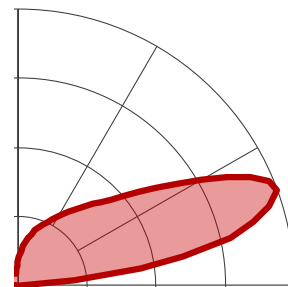
ALC - alcove

OPTICS



APO - Asymmetric Projecting Optics

PHOTOMETRY



110° peak candelas



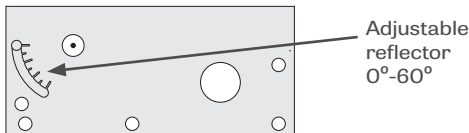
ALCOVE LED

OPTICS

ASYMMETRIC PROJECTING OPTIC (APO) -

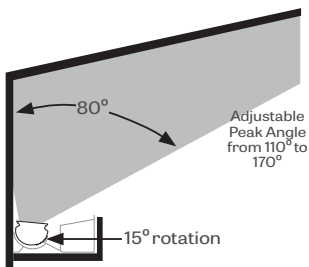
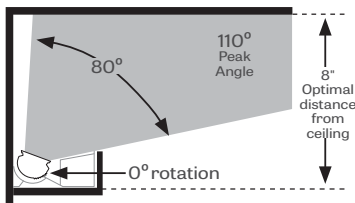
Cartridge-mounted, linear LED arrays are paired with precisely formed specular and matte white reflectors for smooth light distribution. The LED array is protected by a clear acrylic cover. For maximum horizontal projection, the APO cartridge is angled 20°. This produces peak intensity at 110° above nadir and a peak-to-zenith intensity ratio of 11.8:1. Field angle coverage extends for 80°. For optimal beam spread, locate ALCOVE at least 8" below the ceiling.

Field Adjustable Aiming (13 options)

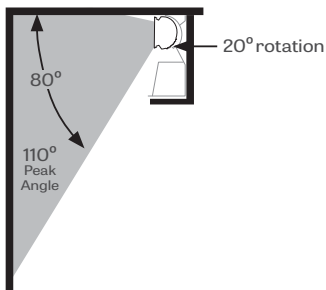


The Asymmetric Projecting Optic cartridges can be rotated upwards on site by 60° to increase vertical projection. Click-stop of 5° intervals, as well as visible aiming marks, provide 13 discrete aiming angles and simplify consistent orientation in long coves.

Horizontal Mount



Vertical Mount



LIGHT SOURCE - LED

Custom linear array of mid-flux LED's are cartridge-mounted with quick-connect wiring to facilitate service and thermal management. Available in 3000K, 3500K and 4000K with a minimum 80 CRI and an option for 90 CRI with elevated R9 value. Color consistency maintained to within 3 SDCM. LEDs operated at reduced drive current to optimize efficacy and lumen maintenance.

All LEDs have been tested in accordance with IESNA LM-80-08 and the results have shown L80 lumen maintenance greater than 60,000 hours. Absolute product photometry is measured and presented in accordance with IESNA LM-79, unless otherwise indicated.

PERFORMANCE PER 4' AT 4000K

LED output	Color Temp	Watts	Nominal Delivered Lumens	Efficacy LPW
eco low output	4000K	10.5	1400	131
low output	4000K	16.5	2200	134
medium output	4000K	23.5	3000	129
high output	4000K	30	3800	127
ultra high output	4000K	38	4800	127

LUMINAIRE LENGTH

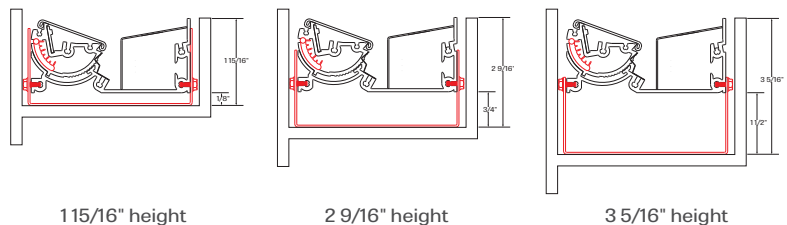
ALCOVE is highly flexible and can be installed as a single luminaire up to 12' long (see ordering code) or in continuous runs with a maximum module length of 8' (to simplify aiming). In continuous runs, modules are connected with easy-to-install joiner kits and electrical quick-connects. Total luminaire length must be 2" shorter than the inside of the cove to permit access to electrical connections.

ELECTRICAL

Factory-set, adjustable output current LED driver with universal (120-277VAC) input. Dimmable from 100% to 1% with 0-10V dimming control. Rated life (90% survivorship) of 50,000 hours at 50°C max. ambient (and 70°C max. case) temperature. At maximum driver load: Efficiency > 84%, PF > 0.9, THD < 20%. Other specifiable options include Lutron Hi-Lume 1% (specify 2-wire, or Ecosystem Dim-to-Off), Lutron 5-Series (5% Ecosystem), DMX (RDM compatible) and DALI protocol drivers. All of our standard 0-10V drivers are NEMA 410 compliant.

ADJUSTABLE MOUNTING BRACKET

For optimal performance, ALCOVE should be installed flush to the top of the cove and is furnished with an adjustable mounting bracket to help locate the luminaire in coves of different depths. Mounted directly to the bottom of the cove, ALCOVE will be properly positioned in a cove with an inside depth of 1 15/16". The mounting bracket help raises the luminaire up to 3 5/16" in 1/8" increments. Other brackets height can be specified.



FINISH

Interior - 95%, reflective matte powder coated white paint

Exterior - matte white powder coating.

EMERGENCY

Factory installed long life high temperature recyclable Ni-Cad battery pack with test switch and charge indicator, minimum of 90 minutes operation, up to 1000 lumens per 4ft (25°C) emergency lighting output. Recharge time of 24 hours.

CONSTRUCTION

Housing - extruded aluminum 0.075" nominal thickness / Painted White

Reflectors - extruded aluminum 0.080" nominal thickness / Unfinished

Dust-Cover - Extruded Clear Acrylic 0.050" nominal thickness

Interior Brackets - 22 GA CRS / Painted White

White Reflectors - 22 GA CRS / Painted White

Specular reflectors - Specular aluminum sheet 0.020" thickness / Unfinished

End-Plates - 16 GA CRS / Painted White

Reflector Cartridge End-Plates - 14 GA CRS / Painted White

Joiner Plates - 16 GA CRS / Painted White

MAINTENANCE

LED boards are removable from the cartridge for easy replacement. Both cartridge and driver are accessible without removing the luminaire.

WEIGHT

ALCOVE 4ft - 4.2Kg - 9.4 lb

ALCOVE 8ft - 8.4Kg - 18.8 lb

ALCOVE 12ft - 12.6Kg - 28.2 lb

CERTIFICATIONS

ETL - Rated for Indoor Dry/Damp locations.

Conforms to UL Standard 1598 and certified to CAN/CSA Standard C22.2 No. 250.0.

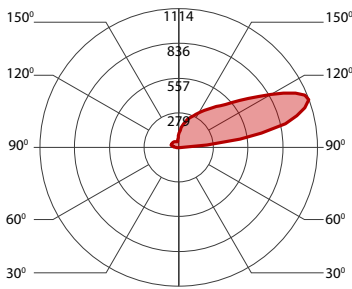
Lighting facts - testing products and reporting performance results according to industry standards

WARRANTY

LumenWerx provides a five-year limited warranty of electrical and mechanical performance of the luminaires, including the LED boards, drivers, and auxiliary electronics. LumenWerx will repair or replace defective luminaires or components at our discretion, provided they have been installed and operated in accordance with our specifications. Other limitations apply, please refer to the full warranty on our website.

ALCOVE LED

350 LUMEN AT 80CRI - ECO LOW OUTPUT

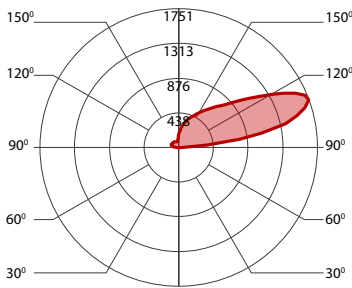


PERFORMANCE PER 4'

LED output	Color Temp	Watts	Nominal Delivered Lumens	Efficacy LPW
eco low output	2700K	11.5	1400	121
eco low output	3000K	11	1400	125
eco low output	3500K	11	1400	127
eco low output	4000K	10.5	1400	131



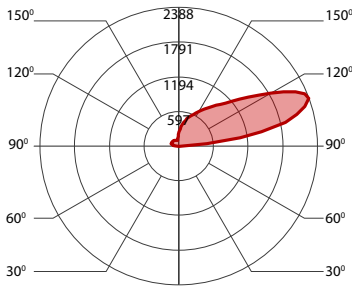
550 LUMEN AT 80CRI - LOW OUTPUT



PERFORMANCE PER 4'

LED output	Color Temp	Watts	Nominal Delivered Lumens	Efficacy LPW
low output	2700K	18	2200	123
low output	3000K	17.5	2200	127
low output	3500K	17	2200	129
low output	4000K	16.5	2200	134

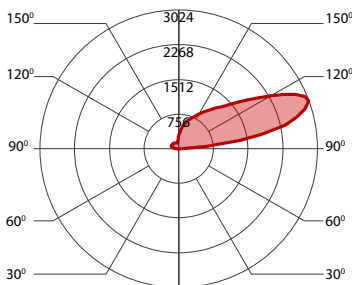
750 LUMEN AT 80CRI - MEDIUM OUTPUT



PERFORMANCE PER 4'

LED output	Color Temp	Watts	Nominal Delivered Lumens	Efficacy LPW
medium output	2700K	25	3000	119
medium output	3000K	24.5	3000	122
medium output	3500K	24	3000	125
medium output	4000K	23.5	3000	129

950 LUMEN AT 80CRI - HIGH OUTPUT

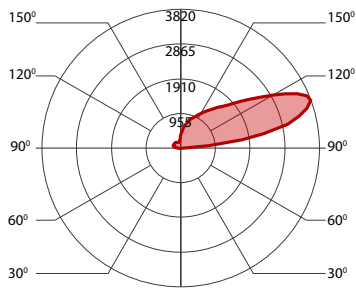


PERFORMANCE PER 4'

LED output	Color Temp	Watts	Nominal Delivered Lumens	Efficacy LPW
high output	2700K	33	3800	116
high output	3000K	31.5	3800	120
high output	3500K	31	3800	123
high output	4000K	30	3800	127

ALCOVE LED

1200 LUMEN AT 80CRI - UTRA HIGH OUTPUT



PERFORMANCE PER 4'

LED output	Color Temp	Watts	Nominal Delivered Lumens	Efficacy LPW
ultra high output	2700K	41	4800	117
ultra high output	3000K	39.5	4800	121
ultra high output	3500K	39	4800	123
ultra high output	4000K	38	4800	127