

LVR316, LVR316-E

Low Voltage Downlight for New Construction

Specifications/Features

Housing/Mounting

Solid housing design stands up to tough installation challenges.
Versatile mounting features provide fast installation.
For solid or suspended ceilings.
Lamp housing is removable through ceiling aperture to access junction box.
J-box has (3) 1/2" knockouts with spring latch access plates.
Housing adjusts to various ceiling thicknesses with three (3) screws.
Dual extension hanger bars span 15" - 25-1/4" with integral holding spikes for easy mounting to wood joists. Hanger bars may also be extended to rest on T-bar ceilings (optional clip-on T-bar hangers available).

Lamp/Electrical

(1) 50W 12V MR16, GU5.3 base.
Ceramic terminal block socket.
Class H Magnetic transformer, thermally protected. Mounted to junction box cover for snap on/off convenience.
Approved for (5) #12 AWG (max.) branch through-circuit 90°C wiring.
Can be used with low voltage magnetic dimming controls for optimal control of illumination.
Optional Electronic Transformer:
Input: 120V 60Hz; Output at max. load: 11.7V 40kHz
Short circuit and thermally protected.

Trims

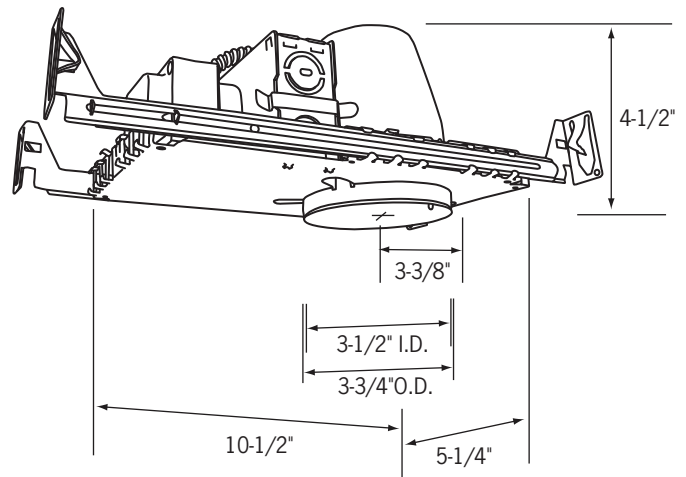
Baffle, multiplier, wall wash, accent and adjustable trim options available to suit a broad range of applications. See "Trims for 3" Low Voltage Recessed Housings" spec sheet for details.
On trims designed for use with MR16 lamps, ConTech Lighting provides a clear, tempered safety glass. This safety glass should only be used with open MR16 lamps, and not used with MR16 lamps that contain an integral glass lens.

Warranty

This fixture is covered by ConTech's full one (1) year replacement guarantee after date of purchase.
Transformer has a one (1) year warranty.

Labels/Usage

cCSAus Certified. Suitable for damp locations.
City of Chicago approved, CCEA listed, when CP option is selected.



Ceiling Opening: 3-7/8"
Max. Ceiling Thickness: 1/2" - 1-1/4"

Ordering Information

Example Order:

Housing/Voltage

LVR316 - 120V/12V
LVR316 277V - 277V/12V
LVR316-E - 120V/12V
Electronic Transformer

Trims

See "Trims for 3" Low Voltage Recessed Housings" spec sheet.

Options

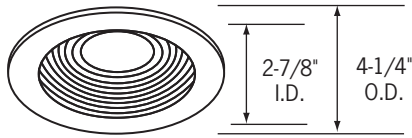
CP - Chicago Plenum
HB-24 - 27" Flat Hanger Set for RL-KIT
HB-30 - Optional T-Bar Hanger Set
HBC-24 - 25" C-Channel Hanger Set for RL-KIT

Trims for 3" Low Voltage Recessed Housings

All trims have white trim finish unless specified.

All trims are cCSAus certified and suitable for damp locations; only shower trims are listed for wet locations.

On recessed trims designed for use with MR16 lamps, ConTech Lighting provides a clear, tempered safety glass. This safety glass should only be used with open MR16 lamps, and not used with MR16 lamps that contain an integral glass lens. If use of MR16 with front glass is required, remove the factory provided clear tempered safety lens. Glass lens should also be removed when using MR16 LED lamps. For LED lamp compatibility, please consult factory.



CTR301-B

Adjustable Black Baffle, Black Trim

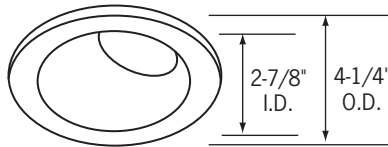
CTR301-P

Adjustable Black Baffle

CTR301-WHT

Adjustable White Baffle

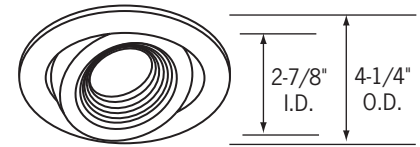
15° Vertical swing, 45mm lens. Trim can hold up to two (2) lenses with stepped lens holder (included). Insert 45mm lens on lower level of lamp seat, instert 50mm lens onto higher level.



CTR304-P-CLR

Angled Wall Wash; Clear Specular Reflector

Adjustable lampholder with 55-75° aiming angle. 45mm Lens. Trim can hold up to two (2) lenses with stepped lens holder (included). Insert 45mm lens on lower level of lamp seat, instert 50mm lens onto higher level.



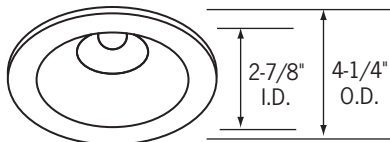
CTR307-(P, B, NK)

Adjustable Pin Spot; Black Baffle, Select Trim Finish

CTR307-WHT

Adjustable Pin Spot; White Baffle, White Trim

Deep baffle for maximum lamp concealment. May be used as a pin spot style downlight or an adjustable accent light. 35° Vertical adjustment. 45mm Lens. Trim can hold up to two (2) lenses with stepped lens holder (included). Insert 45mm lens on lower level of lamp seat, instert 50mm lens onto higher level.



CTR302-B-BLK

Adjustable Multiplier; Black Metal Trim Ring, Black Reflector

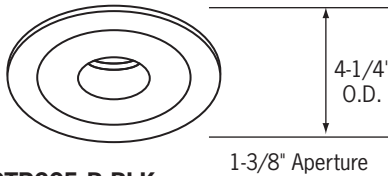
CTR302-P-(CLR, BLK, WHT)

Adjustable Multiplier; White Metal Trim Ring, Select Reflector Finish

CTR302-(ST, NK)-CLR

Adjustable Multiplier; Select Metal Trim Finish, Clear Reflector

37° Vertical adjustment, 45mm lens. Trim can hold up to two (2) lenses with stepped lens holder (included). Insert 45mm lens on lower level of lamp seat, instert 50mm lens onto higher level.



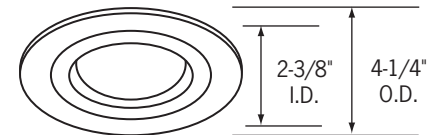
CTR305-B-BLK

Pin Spot; Black Cut-Off Reflector, Black Trim Ring

CTR305-CLR

Pin Spot; Clear Cut-Off Reflector

Downlight Only, 50mm Lens. Trim can hold up to two (2) lenses with stepped lens holder (included). Insert 45mm lens on lower level of lamp seat, instert 50mm lens onto higher level.



CTR312-P

Flat Glass; White Trim

Etched Glass for light diffusion.



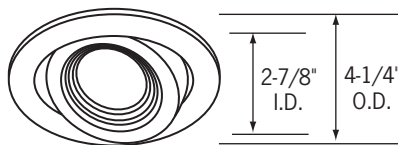
CTR303N-B

Slotted Wall Wash; Black Trim

CTR303N-P

Slotted Wall Wash; White Trim

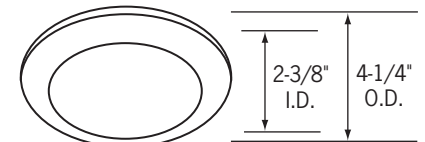
Internal 50° swing adjustment (25° from Nadir), external 358° rotation. Slot aperture permits maximum beam area adjustment for either wall wash or concealed accent lighting effects. Black interior surface.



CTR306-P

Surface Adjustable; Black Baffle

40° Vertical adjustment, 359° horizontal rotation. 50mm Lens. Regressed black baffle reduces surface brightness. Flat, stainless mounting clips hold trim firmly to ceiling. Trim can hold up to two (2) lenses with stepped lens holder (included). Insert 45mm lens on lower level of lamp seat, instert 50mm lens onto higher level.



CTR313-P

Convex Drop Lens; Select Trim Finish

Shower light trim. 3/4" Drop (ceiling to bottom of glass), double neoprene gasketed. cULus listed for wet location.

Reflector/Trim Finish Legend

All finishes are not available for all trims.

Reflector Finish Options:

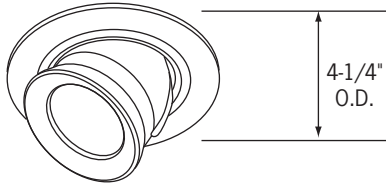
BLK - Black Specular CLR - Clear Specular
PL - Matte Platinum WHT - White Specular

Trim Finish Options:

B - Black NK - Nickel
BC - Black Chrome P - White
C - Chrome S - Silver
CO - Brushed Copper ST - Brushed Stainless Steel

Continued on page 2

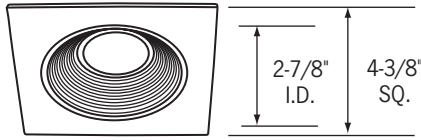
Trims for 3" Low Voltage Recessed Housings



CTR325- (P, B)

Fully Adjustable; Select Finish

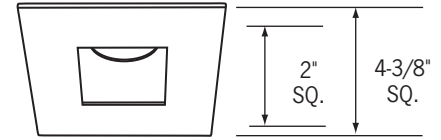
Die cast, fully adjustable, round lampholder and backplate. Easy relamping with twist-off front retaining ring. Unsurpassed aiming flexibility: 87° vertical, 359° rotational. 50mm lens.



CTR301SQ-WHT

Adjustable White Baffle, White Trim

Deep baffle traps stray light and conceals the lamp. May be used as a downlight or adjustable accent light 15° Vertical swing, 45mm lens. Trim can hold up to two (2) lenses with stepped lens holder (included). Insert 45mm lens on lower level of lamp seat, insert 50mm lens onto higher level.



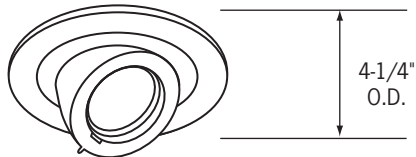
CTR305SQ-SQ-P-CLR

Square Pin Spot, White Trim, Clear Reflector

CTR305SQ-SQ-NK-CLR

Square Pin Spot, Brushed Nickel Trim, Clear Reflector

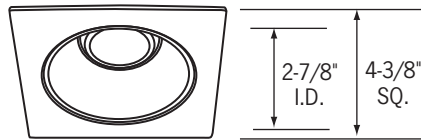
Downlight Only, 50mm Lens.



CTR335-(B, CO, ST)

Elbow; Select Finish

Exceptional aiming flexibility with 87° vertical, 359° rotation adjustment. Die-cast aluminum construction. Front access, spring latch lamp retainer ring, black finish (optional white retainer ring available: **1623/224 WHITE**, ordered separately). Maximum depth from ceiling: 2-1/2". 47mm lens. Accepts only one 47mm lens; if louver is required (**FA-16 45MM**), remove safety lens and use front glass MR16 lamp.



CTR302SQ-B-BLK

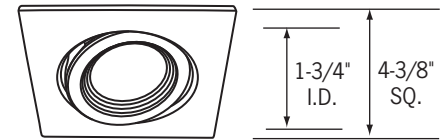
Adjustable Multiplier; Black Trim, Black Reflector

CTR302SQ-P-WHT

Adjustable Multiplier; White Trim, White Reflector

Multipliers utilize a highly polished, specular reflector to maximize light intensity while concealing the light source. May be used as a downlight or adjustable accent light.

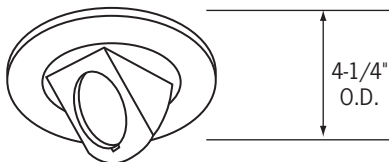
37° Vertical adjustment, 45mm lens. Trim can hold up to two (2) lenses with stepped lens holder (included). Insert 45mm lens on lower level of lamp seat, insert 50mm lens onto higher level.



CTR306SQ-B

Surface Adjustable Black Trim; Black Baffle

40° Vertical adjustment, 359° horizontal rotation. 50mm Lens. Regressed black baffle reduces surface brightness. Flat, stainless mounting clips hold trim firmly to ceiling.



CTR324- (P, ST)

Fully Adjustable; Select Finish

Unsurpassed aiming flexibility: 87° vertical, 359° rotational. Front access, spring latch lamp retainer ring, black finish (optional white retainer ring available: **1623/224 WHITE**, ordered separately). Exclusive stainless flat springs insure firm, close-to-ceiling mounting. Accepts only one 47mm lens; if louver is required (**FA-16 45MM**), remove safety lens and use front glass MR16 lamp.

Reflector/Trim Finish Legend

All finishes are not available for all trims.

Reflector Finish Options:

BLK - Black Specular CLR - Clear Specular
 PL - Matte Platinum WHT - White Specular

Trim Finish Options:

B - Black NK - Nickel
 BC - Black Chrome P - White
 C - Chrome S - Silver
 CO - Brushed Copper ST - Brushed Stainless Steel